

Southwest Delaware County Municipal Authority
One Gamble Lane
P.O. Box 2466
Aston, PA 19014-0466
Minutes of the Meeting
November 28, 2022

The General Meeting was called to order by Chairman Leonard Balestrieri at 8:30 p.m. with a quorum present.

Board members in attendance:

Mr. Leonard Balestrieri
Mr. Thomas Agnew
Mr. Thomas Cozza
Mr. John Zwiercan
Ms. Laura Goodrich-Cairns

Board members via ZOOM:

Mr. John Saudarg (Work Session only)

Also in attendance:

Mr. Francis J. Catania, Esquire, Authority Solicitor
Mr. James Gade, Stantec Consulting Services, Inc.
Mr. Frederick Tasker, Contract Services Coordinator
Ms. Cecelia Nelson, Authority Administrator

Pledge of Allegiance

The Pledge of Allegiance was recited by all present.

In Attendance

None

Board Actions

A motion was made by Ms. Goodrich-Cairns, second by Mr. Zwiercan and approved on a 5 to 0 vote authorizing the October engineering escrow releases to Stantec totaling \$2,450.00 for the following projects:

2260.63	Camp Meeting	\$ 167.00
2260.67	One Smithbridge Road	990.00
2270.79	Rose Hill	750.00
2270.80	3BK – 4107 Aston Mills Road	49.00
2270.90	RGM-Powell Road Townhouses	494.00

A motion was made by Ms. Goodrich-Cairns, second by Mr. Cozza and approved on a 5 to 0 vote authorizing the November engineering escrow releases to Stantec totaling \$4,769.00 for the following projects:

2260.49	Stewart 628 Convent Road	\$1,014.00
2260.78	Springbrooke Industrial	99.00
2270.79	Rose Hill	959.00
2270.90	RGM-Powell Road Townhouses	2,697.00

Based upon the recommendation of the Operations Committee, a motion was made by Ms. Goodrich-Cairns, second by Mr. Agnew and approved on a 5 to 0 vote approving Resolution #2022-07 for the submission of three grant applications, including payment of the appropriate fees, to the 2022 COVID-19 ARPA PA Small Water and Sewer Program and two grant applications to the 2022 COVID-19 ARPA PA H2O Program. This resolution authorizes Cecelia Nelson, Authority Administrator, to execute all documents and agreements between SWDCMA and CFA to facilitate the Authority in obtaining the requested grants.

Based upon the recommendation of the Finance Committee, a motion was made by Mr. Agnew, second by Mr. Zwiercan and approved on a 5 to 0 vote adopting the 2023 Budget and approving Resolution #2022-08 authorizing a rate increase of 4%, effective with the January 31, 2023 billing cycle. Polling of the members in favor: Mr. Balestrieri, Mr. Agnew, Mr. Cozza and Mr. Zwiercan; members opposed: Ms. Goodrich-Cairns. Because of a technical glitch in the remote access platform Mr. Saudarg was involuntarily removed from the meeting prior to the vote on the rate increase. Mr. Saudarg has advised the author of these minutes that if he had had access to the meeting at the time of the vote that he would have voted in favor of the four percent rate increase for 2023.

A motion was made by Ms. Goodrich-Cairns, second by Mr. Zwiercan and approved on a 5 to 0 vote to approve the proposed 2023 Board of Directors Meeting Schedule, allowing for a single monthly of a work session followed immediately by the General Board Meeting via ZOOM and allowing attendance both in person and via ZOOM.

A motion was made by Ms. Goodrich-Cairns, second by Mr. Agnew and approved on a 5 to 0 vote authorizing an emergency transfer of funds, in an amount not to exceed \$300,000, from the Money Market Account to the Operating Account as temporary cash flow to cover operating expenses and payroll.

Operations Committee and Engineer's Report

Mr. Gade reported that the committee met on November 21 and presented an update on the ongoing operations issues at the work session.

Mr. Gade reported that the Brookefield dedication is not yet completed. Mr. Catania advised that he continues to be in communication with the title clerk regarding the title insurance for the Brookefield sewer improvements. Mr. Catania explained that the developer executed the deed of dedication of this infrastructure previously; however, he continues to work with the title clerk to obtain the proper title insurance and maintenance bond documents for this project. Mr. Gade stated that the locating and raising of the tracer stations and the issue with the backup float system at the pump station are the outstanding issues that need to be addressed before dedication. Ms. Nelson added that she was recently made aware of more than \$7,000 of unpaid invoices on this project to KBX Golden, which need to be paid before accepting dedication.

Mr. Gade reported of the ongoing progress at Rose Hill as well as the ongoing engineering discussions on the Camp Meeting and One Smithbridge Road projects.

Mr. Gade reported that Standard Pipe Services began working on the repairs at the Deep Siphon this week. The project is expected to be completed within a couple of weeks, depending on the weather conditions.

Mr. Gade reported that the ATS for Woodbrook Pump Station was delivered and is being stored on site at the pump station.

Mr. Gade reported that pricing was received from Controlex for the valve replacements at Eagle Pump Station and is under review.

Mr. Gade reported that the committee is recommending the submission of 5 grant applications; three under the PA Small Water and Sewer program and two under the PA H2O program. Mr. Gade reviewed the details of the various projects being submitted.

Mr. Gade updated the Board that the I&I removal project currently underway in the collection system by Standard Pipe Services and A.J. Jurich, Inc. is nearing 60% completion. An extension for substantial completion was granted to January 13, 2023

Mr. Gade and Mr. Tasker updated the Board on the PennDOT Route 322 project as the Authority was contacted regarding a 12" force main located in Route 452 that is in conflict with the stormwater improvements and bridge supports for the Route 322 bridge over Route 452. This force main is owned by the Authority and is intended for emergency use only to redirect flows from SDCA's Beech Street station to the Baldwin Run Interceptor. Mr. Gade will be providing the Authority's standard details for utility conflicts to PennDOT to protect this force main.

Ms. Nelson provided the flow information through October 31, 2022 to the Board, which includes the annual true up of the Delcora budgeted flows.

Minutes of the previous meeting

The minutes from the September 26, 2022 General Board Meeting were presented on a motion by Ms. Goodrich-Cairns, second by Mr. Zwiercan and approved on a 5 to 0 vote.

The minutes from the October 24, 2022 General Board Meeting were presented on a motion by Mr. Agnew, second by Mr. Zwiercan and approved on a 5 to 0 vote.

Treasurer's Report

Mr. Cozza presented the November treasurer's report in oral form followed by a review of the Authority's statement of cash.

The October 24, 2022 Treasurer's Report, inclusive of accounts payable disbursements, was presented on a motion by Mr. Zwiercan, second by Mr. Agnew and approved on a 4 to 0 vote. Ms. Goodrich-Cairns abstained from voting as she was not present at the October meeting.

The November 28, 2022 Treasurer's Report, inclusive of accounts payable disbursements, was presented on a motion by Ms. Goodrich-Cairns, second by Mr. Zwiercan and approved on a 5 to 0 vote.

Finance Committee

Mr. Cozza presented the October 2022 adjustments for sewer service accounts, which totaled \$19,925.34 net credit. On a motion by Ms. Goodrich-Cairns and second by Mr. Agnew, October sewer service account adjustments were approved on a 5 to 0 vote.

Mr. Cozza presented the November 2022 adjustments for sewer service accounts, which totaled \$262.46 net debit. On a motion by Mr. Zwiercan and second by Mr. Agnew, November sewer service account adjustments were approved on a 5 to 0 vote.

Ms. Nelson reported that the Finance Committee met in November for the purpose of reviewing the proposed 2023 budget and to determine the rate increase necessary to cover the operating expenses for the upcoming fiscal year. In order to meet the Authority's financial obligations, the committee is recommending a 4% rate increase. Discussion was held among the Board on the subject, that included Ms. Goodrich-Cairns disapproval of the recommended rate increase.

Long Range Planning Committee

None

Negotiations Committee

None

Solicitor's Report

Mr. Catania provided an update on developments in the ongoing legal actions of the Authority.

Executive Session

None

Other Business

None

Adjournment

The meeting was adjourned at 8:42 p.m.

Attested by,



Secretary, Board of Directors

SOUTHWEST DELAWARE COUNTY MUNICIPAL AUTHORITY

Treasurer's Report

For Period of October 25, 2022 - November 28, 2022

Opening Cash Balance @ 10/25/22 available for Operations	\$ 1,367,098.33	
S&T Customer Deposits Account		\$ 81,969.70
S&T Operating Account		\$ (130,659.68)
S&T Money Market Account #2		\$ 20,917.15
S&T Money Market Account #1 - Board Restricted		\$ 1,394,136.99
IWSB Operating Account		\$ 734.17
Total Receipts for Reporting Period	\$ 981,953.78	
Deposits - A/R Collections		\$ 979,888.36
Deposits - New Connection Fees		\$ -
Deposits - Escrow Payments - Delinquent Accounts		\$ -
Deposits - Escrow Payments - Engineering Fees		\$ -
Deposits - Escrow Payments - Developer Projects		\$ -
Deposits - Insurance and Damage Claim Reimbursements		\$ -
Deposits - Property Sale and Easement Conveyance		\$ -
Deposits - Interest Income		\$ 2,065.42
Deposits - Deferred Income		\$ -
Deposits - Grant Funds		\$ -
Deposits - COBRA		\$ -
Deposits - Utility Reimbursement/PA One Call Refund		\$ -
Deposits - S&T Sewer Revenue Note - Series of 2017		\$ -
Deposits - Misc Income (941 Refund)		\$ -
Total Disbursements for Reporting Period	\$ (1,310,801.65)	
Vendor Disbursements		\$ (1,072,001.28)
Payroll		\$ (25,852.05)
Sewer Revenue Note - Series of 2017 Payments		\$ (212,834.32)
Transfer of Escrow Payments		\$ -
Bank Service Charges		\$ (114.00)
Ending Cash Balance @ 11/28/22 available for Operations	\$ 1,038,250.46	
S&T Customer Deposits Account		\$ 84,524.02
S&T Operating Account		\$ (1,057,616.44)
S&T Money Market Account #2		\$ 614,420.92
S&T Money Market Account #1 - Board Restricted		\$ 1,396,187.79
IWSB Operating Account		\$ 734.17
Accounts Receivable	\$ 969,036.53	
S&T Delinquent Customer Escrow Account	\$ 985.58	
S&T Sewer Revenue Note - Series of 2017	\$ 2,019,780.43	
Total Accounts Payable for Board Approval	\$ 1,071,541.38	
Total Disbursements for Board Signature on 11/28/22	\$ (1,071,541.38)	
Accounts Payable Balance after Disbursements of 11/28/22	\$ -	

SOUTHWEST DELAWARE COUNTY MUNICIPAL AUTHORITY

Cash Accounts Summary

For Period of October 25, 2022 - November 28, 2022

	1120-1120.6 S&T	1122 S&T	1125 S&T	1124 S&T Money Market Account #1 - Board Restricted	1132 IWSB	1121 S&T
	Customer Deposits	Operating Account	Money Market 2		Operating Account	Delinquent Customer Escrow
Opening Balances @ 10/25/22	\$ 81,969.70	\$ (130,659.68)	\$ 20,917.15	\$ 1,394,136.99	\$ 734.17	\$ 985.58
Deposits - A/R Collections	\$ 979,888.36					
Deposits - New Connection Fees						
Deposits - Escrow Payments - Delinquent Accounts						
Deposits - Escrow Payments - Engineering Fees						
Deposits - Escrow Payments - Developer Projects						
Deposits - Insurance and Damage Claim Reimbursements						
Deposits - Property Sale and Easement Conveyance						
Deposits - Interest Income	\$ 0.28	\$ 10.57	\$ 3.77	\$ 2,050.80		
Deposits - Deferred Income						
Deposits - Grant Funds						
Deposits - COBRA						
Deposits - Utility Reimbursement/PA One Call Refund						
Deposits - Misc Income (941 Refund, Insurance Class Action Settlement)						
Disbursements for Operations		\$ (1,072,001.28)				
Payroll		\$ (25,852.05)				
Bank Fees		\$ (114.00)				
Note Payable - S&T Sewer Revenue Note - Series of 2017	\$ (212,834.32)					
Account Transfers Received	\$ 44,500.00	\$ 171,000.00	\$ 611,000.00			
Account Transfers Sent	\$ (809,000.00)		(\$17,500.00)			
Ending Balances @ 11/28/22	\$ 84,524.02	\$ (1,057,616.44)	\$ 614,420.92	\$ 1,396,187.79	\$ 734.17	\$ 985.58
CASH AVAILABLE FOR OPERATIONS					\$ 1,038,250.46	

SOUTHWEST DELAWARE COUNTY MUNICIPAL AUTHORITY

Summary of Operating Income and Expenses

Year	Month	Total Income	Total Expenses	Total +/- This Month	Total +/- YTD
Opening Balance					\$ 1,087,332.15
2018	Jan	\$ 689,810.13	\$ 238,841.49	\$ 450,968.64	\$ 1,538,300.79
	Feb	\$ 818,531.45	\$ 1,082,536.06	\$ (264,004.61)	\$ 1,274,296.18
	Mar	\$ 232,794.94	\$ 288,145.42	\$ (55,350.48)	\$ 1,218,945.70
	Apr	\$ 324,615.39	\$ 334,173.25	\$ (9,557.86)	\$ 1,209,387.84
	May	\$ 853,477.42	\$ 1,010,830.04	\$ (157,352.62)	\$ 1,052,035.22
	Jun	\$ 232,990.10	\$ 247,797.50	\$ (14,807.40)	\$ 1,037,227.82
	Jul	\$ 305,268.12	\$ 236,329.81	\$ 68,938.31	\$ 1,106,166.13
	Aug	\$ 959,347.38	\$ 648,911.10	\$ 310,436.28	\$ 1,416,602.41
	Sep	\$ 193,772.35	\$ 271,554.42	\$ (77,782.07)	\$ 1,338,820.34
	Oct	\$ 387,257.91	\$ 297,162.26	\$ 90,095.65	\$ 1,428,915.99
	Nov	\$ 791,584.40	\$ 888,778.41	\$ (97,194.01)	\$ 1,331,721.98
	Dec	\$ 209,317.70	\$ 308,815.29	\$ (99,497.59)	\$ 1,232,224.39
YTD TOTALS		\$ 5,998,767.29	\$ 5,853,875.05		
2019	Jan	\$ 128,200.44	\$ 251,826.57	\$ (123,626.13)	\$ 1,108,598.26
	Feb	\$ 1,166,191.99	\$ 957,859.96	\$ 208,332.03	\$ 1,316,930.29
	Mar	\$ 254,339.20	\$ 322,939.28	\$ (68,600.08)	\$ 1,248,330.21
	Apr	\$ 313,874.54	\$ 277,126.99	\$ 36,747.55	\$ 1,285,077.76
	May	\$ 933,892.76	\$ 998,015.37	\$ (64,122.61)	\$ 1,220,955.15
	Jun	\$ 180,169.25	\$ 596,629.60	\$ (416,460.35)	\$ 804,494.80
	Jul	\$ 424,402.19	\$ 235,323.65	\$ 189,078.54	\$ 993,573.34
	Aug	\$ 932,563.67	\$ 1,027,806.74	\$ (95,243.07)	\$ 898,330.27
	Sep	\$ 176,161.33	\$ 231,230.67	\$ (55,069.34)	\$ 843,260.93
	Oct	\$ 442,640.17	\$ 273,487.26	\$ 169,152.91	\$ 1,012,413.84
	Nov	\$ 819,206.54	\$ 1,010,034.27	\$ (190,827.73)	\$ 821,586.11
	Dec	\$ 193,882.97	\$ 289,914.15	\$ (96,031.18)	\$ 725,554.93
YTD TOTALS		\$ 5,965,525.05	\$ 6,472,194.51		
2020	Jan	\$ 310,543.92	\$ 277,858.64	\$ 32,685.28	\$ 758,240.21
	Feb	\$ 1,115,247.74	\$ 1,089,691.70	\$ 25,556.04	\$ 783,796.25
	Mar	\$ 190,808.45	\$ 348,800.79	\$ (157,992.34)	\$ 625,803.91
	Apr	\$ 263,523.89	\$ 298,532.57	\$ (35,008.68)	\$ 590,795.23
	May	\$ 938,979.01	\$ 1,086,559.95	\$ (147,580.94)	\$ 443,214.29
	Jun	\$ 201,848.08	\$ 617,692.60	\$ (415,844.52)	\$ 27,369.77
	Jul	\$ 368,495.38	\$ 223,561.89	\$ 144,933.49	\$ 172,303.26
	Aug	\$ 1,065,513.48	\$ 1,125,233.84	\$ (59,720.36)	\$ 112,582.90
	Sep	\$ 209,755.97	\$ 277,698.87	\$ (67,942.90)	\$ 44,640.00
	Oct	\$ 611,710.90	\$ 582,539.89	\$ 29,171.01	\$ 73,811.01
	Nov	\$ 1,294,624.56	\$ 1,218,011.77	\$ 76,612.79	\$ 150,423.80
	Dec	\$ 229,196.57	\$ 239,162.72	\$ (9,966.15)	\$ 140,457.65
YTD TOTALS		\$ 6,800,247.95	\$ 7,385,345.23		
2021	Jan	\$ 201,463.70	\$ 262,865.33	\$ (61,401.63)	\$ 79,056.02
	Feb	\$ 1,216,637.25	\$ 1,162,632.28	\$ 54,004.97	\$ 133,060.99
	Mar	\$ 314,495.92	\$ 286,270.79	\$ 28,225.13	\$ 161,286.12
	Apr	\$ 179,392.59	\$ 376,575.12	\$ (197,182.53)	\$ (35,896.41)
	May	\$ 1,383,677.03	\$ 1,247,021.78	\$ 136,655.25	\$ 100,758.84
	Jun	\$ 399,114.64	\$ 394,813.51	\$ 4,301.13	\$ 105,059.97
	Jul	\$ 333,669.57	\$ 253,910.20	\$ 79,759.37	\$ 184,819.34
	Aug	\$ 1,075,383.80	\$ 1,114,565.85	\$ (39,182.05)	\$ 145,637.29
	Sep	\$ 231,083.84	\$ 269,424.60	\$ (38,340.76)	\$ 107,296.53
	Oct	\$ 418,348.27	\$ 303,380.86	\$ 114,967.41	\$ 222,263.94
	Nov	\$ 1,006,596.41	\$ 1,108,144.03	\$ (101,547.62)	\$ 120,716.32
	Dec	\$ 227,834.10	\$ 225,427.36	\$ 2,406.74	\$ 123,123.06
YTD TOTALS		\$ 6,987,697.12	\$ 7,005,031.71		
2022	Jan	\$ 283,899.65	\$ 310,570.13	\$ (26,670.48)	\$ 96,452.58
	Feb	\$ 1,161,730.79	\$ 1,187,206.77	\$ (25,475.98)	\$ 70,976.60
	Mar	\$ 264,920.28	\$ 249,332.38	\$ 15,587.90	\$ 86,564.50
	Apr	\$ 413,508.30	\$ 235,819.87	\$ 177,688.43	\$ 264,252.93
	May	\$ 1,067,278.97	\$ 1,195,551.87	\$ (128,272.90)	\$ 135,980.03
	Jun	\$ 194,768.14	\$ 241,501.67	\$ (46,733.53)	\$ 89,246.50
	Jul	\$ 236,479.26	\$ 249,805.86	\$ (13,326.60)	\$ 75,919.90
	Aug	\$ 1,221,286.17	\$ 1,220,805.79	\$ 480.38	\$ 76,400.28
	Sep	\$ 242,073.91	\$ 270,911.21	\$ (28,837.30)	\$ 47,562.98
	Oct	\$ 301,433.76	\$ 275,799.00	\$ 25,634.76	\$ 73,197.74
	Nov	\$ 766,230.65	\$ 1,197,365.72	\$ (431,135.07)	\$ (357,937.33)
	Dec				
YTD TOTALS		\$ 6,153,609.88	\$ 6,634,670.27		

SOUTHWEST DELAWARE COUNTY MUNICIPAL AUTHORITY
Statement of Cash Position - IWS6/DNB Operating and Customer Deposits Accounts
 For Period of January 1, 2018 - December 31, 2018

	Jan-18	Feb-18*	Mar-18	Apr-18	May-18*	Jun-18	Jul-18	Aug-18*	Sep-18	Oct-18	Nov-18*	Dec-18	YTD
Cash Balance - Beginning													
Customer Deposits Account	\$ 58,002.45	\$ 151,751.23	\$ 204,045.72	\$ 55,246.74	\$ 196,091.04	\$ 149,038.64	\$ 44,566.42	\$ 202,038.44	\$ 180,895.82	\$ 40,088.31	\$ 245,884.56	\$ 103,286.00	
Operating Account	\$ 10,591.45	\$ 19,127.03	\$ 50,254.78	\$ 28,404.16	\$ 44,522.21	\$ 33,996.31	\$ 32,247.52	\$ 37,638.30	\$ 35,686.67	\$ 33,190.20	\$ 37,921.93	\$ 17,739.32	
Total Cash Balance - Beginning	\$ 68,593.90	\$ 170,878.26	\$ 254,300.50	\$ 83,652.90	\$ 240,613.25	\$ 183,034.95	\$ 76,813.94	\$ 239,676.74	\$ 216,582.49	\$ 73,278.51	\$ 283,806.49	\$ 121,025.32	
Cash Receipts													
Accounts Receivable Collections	\$ 398,314.29	\$ 811,838.23	\$ 232,072.00	\$ 323,904.14	\$ 853,021.33	\$ 221,473.33	\$ 296,419.13	\$ 956,588.25	\$ 193,073.38	\$ 373,513.77	\$ 779,296.45	\$ 221,392.46	\$ 5,660,906.76
New Connection Fees					\$ 7,974.00		\$ 15,948.00				\$ 10,322.00		\$ 34,244.00
Conveyance Fees							\$ 3,400.36						\$ 3,400.36
Escrow - Delinquent Customer Accounts	\$ 743.22	\$ 4,043.67	\$ 81.40		\$ 1,259.55	\$ 1,526.70	\$ 1,957.83			\$ 2,531.88			\$ 12,144.25
Escrow - Engineering	\$ 190,737.80	\$ 1,800.00			\$ 1,800.00	\$ 1,800.00	\$ 1,800.00			\$ 10,500.00			\$ 206,637.80
Escrow - Developer's Projects													
Sale of Property and Easement Conveyance													
Insurance Claim Reimbursement													
Utility Reimbursement/PA One Call Refund													
Interest Income	\$ 68.34	\$ 276.40	\$ 225.82	\$ 148.06	\$ 300.29	\$ 104.44	\$ 1,004.42	\$ 270.77	\$ 177.06	\$ 144.59	\$ 1,167.34	\$ 128.67	\$ 7,327.73
Deferred Income							\$ 94.00	\$ 94.00					\$ 2,171.76
Grant Funds													\$ 2,149.89
COBRA Payment													\$ -
Misc Income - 941 Refund, Insurance Class Action Settlement													\$ -
Total Cash Receipts	\$ 589,863.65	\$ 817,958.30	\$ 232,297.82	\$ 324,133.60	\$ 861,295.62	\$ 232,806.48	\$ 320,192.61	\$ 958,816.85	\$ 193,250.44	\$ 386,690.24	\$ 790,997.24	\$ 221,521.13	\$ 5,929,823.98
Cash Disbursements													
Payroll (net payroll, taxes and processing fee)	\$ 24,586.05	\$ 20,907.36	\$ 26,174.54	\$ 21,024.59	\$ 24,703.00	\$ 22,737.14	\$ 21,299.64	\$ 26,383.54	\$ 21,068.48	\$ 21,079.48	\$ 26,373.44	\$ 21,088.64	\$ 277,425.90
2017 Sewer Note	\$ 121,565.51	\$ 119,343.74	\$ 121,068.98	\$ 120,143.24	\$ 120,521.95	\$ 119,646.72	\$ 120,006.59	\$ 119,730.87	\$ 118,880.89	\$ 119,217.52	\$ 118,384.35	\$ 118,695.73	\$ 1,437,208.09
MTSA Note Payable				\$ 30,000.00									\$ 30,000.00
Sales - Credits Refunded	\$ 1,457.26	\$ 542.46	\$ 86.57	\$ 95.00	\$ 438.78	\$ 383.22	\$ 12,037.14	\$ 655.07	\$ 357.05	\$ 941.83	\$ 773.93	\$ 5,317.73	\$ 20,686.95
Return of Customer Escrow		\$ 483.40		\$ 1,003.05		\$ 418.88	\$ 976.65		\$ 1,346.20				\$ 6,627.27
Refund of Engineering Escrow													\$ -
Refund of Developer's Escrow								\$ 1,964.00					\$ -
Capital Improvements		\$ 146,227.65											\$ -
Prepaid Insurance/Expenses	\$ 472.00	\$ 222.00		\$ 898.00	\$ 2,265.00	\$ 222.00		\$ 31,459.75		\$ 17,641.00	\$ 3,992.50	\$ 637.50	\$ 168,498.65
Escrow Release - Engineering Fees	\$ 3,553.00	\$ 2,394.00	\$ 2,746.50	\$ 98.00	\$ 2,451.00	\$ 589.50	\$ (2,220.00)	\$ 2,175.00	\$ 654.00	\$ 1,852.00		\$ 6,572.00	\$ 20,865.00
Cost of Goods Sold	\$ 350.79	\$ 651,189.17	\$ 594.59		\$ 650,996.77	\$ 133.40		\$ 340,482.36	\$ 424.79	\$ 753.05	\$ 652,088.60	\$ 1,060.28	\$ 2,298,073.80
Plant													\$ -
Collections	\$ 58,466.69	\$ 113,147.21	\$ 98,006.35	\$ 110,024.13	\$ 184,405.20	\$ 79,110.19	\$ 57,686.90	\$ 98,972.65	\$ 105,891.99	\$ 73,956.50	\$ 59,464.00	\$ 132,346.01	\$ 1,171,477.82
Maintenance													\$ -
Administration	\$ 28,390.19	\$ 28,079.07	\$ 39,467.89	\$ 50,887.24	\$ 25,048.34	\$ 24,556.45	\$ 26,540.89	\$ 27,087.86	\$ 22,931.02	\$ 29,263.38	\$ 27,701.59	\$ 25,097.40	\$ 353,051.32
Total Cash Disbursements	\$ 238,841.49	\$ 1,082,536.06	\$ 288,145.42	\$ 334,173.25	\$ 1,010,830.04	\$ 247,797.50	\$ 236,329.81	\$ 648,911.10	\$ 271,554.42	\$ 297,162.26	\$ 888,778.41	\$ 308,815.29	\$ 5,853,875.05
Account Transfers													
Account Transfers Received	\$ 245,000.00	\$ 1,105,000.00	\$ 267,000.00	\$ 345,000.00	\$ 1,000,555.62	\$ 237,000.00	\$ 235,000.00	\$ 635,000.00	\$ 255,000.00	\$ 290,000.00	\$ 860,000.00	\$ 285,000.00	\$ 5,853,875.05
Account Transfers Sent	\$ (493,737.80)	\$ (757,000.00)	\$ (381,800.00)	\$ (178,000.00)	\$ (908,599.50)	\$ (328,229.99)	\$ (156,000.00)	\$ (968,000.00)	\$ (320,000.00)	\$ (169,000.00)	\$ (925,000.00)	\$ (241,700.42)	\$ -
Total Account Transfers (difference to MMA #2)	\$ (248,737.80)	\$ 348,000.00	\$ (114,800.00)	\$ 167,000.00	\$ 91,956.12	\$ (91,229.99)	\$ 79,000.00	\$ (333,000.00)	\$ (65,000.00)	\$ 121,000.00	\$ (65,000.00)	\$ 43,299.58	\$ -
Cash Balance - Ending	\$ 170,878.26	\$ 254,300.50	\$ 83,652.90	\$ 240,613.25	\$ 183,034.95	\$ 76,813.94	\$ 239,676.74	\$ 216,582.49	\$ 73,278.51	\$ 283,806.49	\$ 121,025.32	\$ 77,030.74	\$ -

*Denotes Due Date month on quarterly billing

SOUTHWEST DELAWARE COUNTY MUNICIPAL AUTHORITY
Statement of Cash Position - IW58/DNB Operating and Customer Deposits Accounts
For Period of January 1, 2019 - December 31, 2019

	Jan-19	Feb-19*	Mar-19	Apr-19	May-19*	Jun-19	Jul-19	Aug-19*	Sep-19	Oct-19	Nov-19*	Dec-19	YTD
Cash Balance - Beginning													
Customer Deposits Account	\$ 49,436.06	\$ 66,836.37	\$ 188,921.35	\$ 65,715.56	\$ 74,800.82	\$ 171,897.47	\$ 36,885.59	\$ 196,135.00	\$ 158,127.58	\$ 28,956.79	\$ 200,755.33	\$ 197,148.54	\$ 1,400,355.53
Operating Account	\$ 27,594.68	\$ 31,069.55	\$ 42,808.22	\$ 17,896.87	\$ 33,042.80	\$ 25,314.51	\$ 20,444.18	\$ 48,937.49	\$ 39,259.00	\$ 37,015.87	\$ 39,707.78	\$ 46,105.83	\$ 30,000.00
Total Cash Balance - Beginning	\$ 77,030.74	\$ 97,905.92	\$ 231,729.57	\$ 83,610.43	\$ 107,843.62	\$ 197,211.98	\$ 57,329.77	\$ 245,072.49	\$ 197,386.58	\$ 65,972.66	\$ 240,463.11	\$ 243,254.37	\$ 1,430,355.53
Cash Receipts													
Accounts Receivable Collections	\$ 110,429.87	\$ 1,162,875.91	\$ 253,705.28	\$ 305,700.83	\$ 930,504.77	\$ 179,596.75	\$ 416,724.92	\$ 930,609.63	\$ 175,680.42	\$ 495,911.40	\$ 801,859.32	\$ 193,320.79	\$ 5,996,919.89
New Connection Fees	\$ 10,322.00								\$ 34,244.00	\$ 7,974.00	\$ 15,948.00		\$ 34,244.00
Conveyance Fees													
Escrow - Delinquent Customer Accounts	\$ 5,069.13	\$ 2,538.81		\$ 7,500.00	\$ 2,444.83		\$ 1,213.95	\$ 1,243.54		\$ 6,000.00	\$ 700.00		\$ 12,510.26
Escrow - Engineering	\$ 1,800.00												\$ 16,000.00
Escrow - Developer's Projects													
Sale of Property and Easement Conveyance													
Insurance Claim Reimbursement							\$ 6,013.28						\$ 6,013.28
Utility Reimbursement/PA One Call Refund													
Interest Income	\$ 80.75	\$ 268.89	\$ 114.86	\$ 159.35	\$ 434.13	\$ 150.64	\$ 114.22	\$ 267.66	\$ 136.33	\$ 92.31	\$ 318.21	\$ 243.71	\$ 2,381.06
Deferred Income													
Grant Funds													
COBRA Payment													
Misc Income - 944 Refund, Insurance Class Action Settlement													
Total Cash Receipts	\$ 127,701.75	\$ 1,165,683.61	\$ 253,820.14	\$ 313,360.18	\$ 933,383.73	\$ 179,747.39	\$ 424,066.37	\$ 932,120.83	\$ 175,816.75	\$ 449,977.71	\$ 818,825.53	\$ 193,564.50	\$ 5,968,068.49
Cash Disbursements													
Payroll (net payroll, taxes and processing fee)	\$ 26,517.53	\$ 20,921.95	\$ 22,549.03	\$ 20,935.72	\$ 26,151.95	\$ 20,982.22	\$ 20,961.94	\$ 26,263.10	\$ 20,949.92	\$ 24,552.90	\$ 22,567.86	\$ 20,993.64	\$ 274,347.76
2017 Sewer Note	\$ 118,468.52	\$ 116,507.64	\$ 117,913.07	\$ 117,113.57	\$ 117,408.12	\$ 116,608.63	\$ 116,869.51	\$ 116,617.05	\$ 115,851.21	\$ 116,086.86	\$ 115,346.27	\$ 115,565.08	\$ 1,400,355.53
MTSA Note Payable			\$ 30,000.00										\$ 30,000.00
Sales - Credits Refunded	\$ 1,459.92		\$ 2,946.04	\$ 83.03	\$ 715.99	\$ 370.11	\$ 184.09	\$ 599.50		\$ 187.62	\$ 224.03	\$ 368.06	\$ 7,138.99
Return of Customer Escrow	\$ 955.56	\$ 283.29	\$ 172.67	\$ 325.00	\$ 753.40	\$ 619.28				\$ 636.10			\$ 3,745.30
Refund of Engineering Escrow			\$ 1,938.00							\$ 1,917.00			\$ 5,724.00
Refund of Developer's Escrow													
Capital Improvements	\$ 2,550.00	\$ 5,242.50		\$ 6,375.00					\$ 5,818.23	\$ 11,812.77	\$ 5,382.00		\$ 37,180.50
Prepaid Insurance/Expenses	\$ 290.75	\$ 267.75	\$ 2,538.00		\$ 3,724.75			\$ 32,473.93	\$ 267.75	\$ 16,364.00			\$ 58,223.93
Escrow Release - Engineering Fees	\$ 261.50	\$ 508.50			\$ 1,086.00	\$ 768.00	\$ 198.00	\$ 1,019.00	\$ 990.00	\$ 594.00	\$ 641.00		\$ 6,066.00
Cost of Goods Sold	\$ 900.97	\$ 728,259.95	\$ 856.58	\$ 736.96	\$ 728,042.16	\$ 354,629.91	\$ 584.29	\$ 728,116.73	\$ 634.95	\$ 618.50	\$ 728,052.05	\$ 671.78	\$ 3,272,104.83
Plant													
Collections	\$ 71,891.00	\$ 57,573.65	\$ 92,244.67	\$ 107,121.42	\$ 79,917.01	\$ 78,030.35	\$ 61,923.69	\$ 88,869.28	\$ 67,537.79	\$ 69,346.12	\$ 107,852.28	\$ 119,352.09	\$ 1,001,659.35
Maintenance													
Administration	\$ 28,530.82	\$ 28,294.73	\$ 51,781.22	\$ 24,435.29	\$ 40,969.39	\$ 24,486.98	\$ 33,982.85	\$ 33,848.15	\$ 19,180.82	\$ 31,371.39	\$ 29,968.78	\$ 28,797.50	\$ 375,648.92
Total Cash Disbursements	\$ 251,826.57	\$ 957,859.96	\$ 322,939.28	\$ 277,126.99	\$ 998,015.37	\$ 596,629.60	\$ 235,323.65	\$ 1,027,806.74	\$ 231,230.67	\$ 273,487.26	\$ 1,010,034.27	\$ 289,914.15	\$ 6,472,194.51
Account Transfers													
Account Transfers Received	\$ 237,000.00	\$ 966,000.00	\$ 290,000.00	\$ 292,000.00	\$ 980,000.00	\$ 590,000.00	\$ 260,000.00	\$ 1,016,000.00	\$ 228,000.00	\$ 274,000.00	\$ 1,000,000.00	\$ 267,000.00	\$ 2,670,000.00
Account Transfers Sent	\$ (92,000.00)	\$ (1,040,000.00)	\$ (369,000.00)	\$ (304,000.00)	\$ (826,000.00)	\$ (313,000.00)	\$ (261,000.00)	\$ (968,000.00)	\$ (304,000.00)	\$ (276,000.00)	\$ (806,000.00)	\$ (336,000.00)	\$ (3,336,000.00)
Total Account Transfers (difference to MIMA #2)	\$ 145,000.00	\$ (74,000.00)	\$ (79,000.00)	\$ (12,000.00)	\$ 154,000.00	\$ 277,000.00	\$ (1,000.00)	\$ 48,000.00	\$ (76,000.00)	\$ (2,000.00)	\$ 194,000.00	\$ (69,000.00)	\$ (69,000.00)
Cash Balance - Ending	\$ 97,905.92	\$ 231,729.57	\$ 83,610.43	\$ 107,843.62	\$ 197,211.98	\$ 57,329.77	\$ 245,072.49	\$ 197,386.58	\$ 65,972.66	\$ 240,463.11	\$ 243,254.37	\$ 77,904.72	\$ 1,430,355.53

*Denotes Due Date month on quarterly billing

SOUTHWEST DELAWARE COUNTY MUNICIPAL AUTHORITY
Statement of Cash Position - IW58/DNB/S&I Operating and Customer Deposits Accounts
 For Period of January 1, 2020 - December 31, 2020

	Jan-20	Feb-20*	Mar-20	Apr-20	May-20*	Jun-20	Jul-20	Aug-20*	Sep-20	Oct-20	Nov-20*	Dec-20	YTD
Cash Balance - Beginning													
Customer Deposits Account	\$ 50,904.25	\$ 218,734.25	\$ 195,277.64	\$ 26,000.56	\$ 97,256.09	\$ 184,487.72	\$ 35,575.42	\$ 41,402.56	\$ 145,004.31	\$ 22,871.22	\$ 98,738.56	\$ 160,024.05	
Operating Account	\$ 27,000.47	\$ 29,584.32	\$ 19,807.99	\$ 32,192.82	\$ 22,753.55	\$ 25,703.69	\$ (14,358.84)	\$ 21,744.72	\$ (58,661.74)	\$ 11,708.56	\$ (115,993.24)	\$ (22,212.74)	
Total Cash Balance - Beginning	\$ 77,904.72	\$ 248,318.57	\$ 215,085.63	\$ 58,193.38	\$ 120,009.64	\$ 210,191.41	\$ 21,216.58	\$ 63,147.28	\$ 86,342.57	\$ 34,579.78	\$ (17,254.68)	\$ 137,811.31	
Cash Receipts													
Accounts Receivable Collections	\$ 291,953.14	\$ 1,100,965.95	\$ 204,254.34	\$ 263,322.61	\$ 938,692.31	\$ 201,880.33	\$ 368,433.28	\$ 957,736.97	\$ 209,715.99	\$ 249,882.13	\$ 994,514.47	\$ 193,158.49	\$ 5,974,510.01
New Connection Fees								\$ 9,384.18					\$ 9,384.18
Conveyance Fees													
Escrow - Delinquent Customer Accounts			\$ 1,478.98							\$ 1,800.00			\$ 1,478.98
Escrow - Engineering													
Escrow - Developer's Projects													
Sale of Property and Easement Conveyance													
Insurance Claim Reimbursement	\$ 10,697.87	\$ 337.50					\$ 33.00						\$ 35,946.20
Utility Reimbursement/PA One Call Refund	\$ 121.48	\$ 303.97	\$ 175.22	\$ 26.22	\$ 49.41	\$ 103.37	\$ 26.31	\$ 38.75	\$ 20.09	\$ 23.30	\$ 63.29	\$ 66.32	\$ 11,068.37
Interest Income													
Deferred Income													
Grant Funds													
COBRA Payment													
Misc Income - 941 Refund, Insurance Class Action Settlement		\$ 5,851.34											\$ 5,851.34
Total Cash Receipts	\$ 310,272.49	\$ 1,114,958.76	\$ 205,908.54	\$ 263,348.83	\$ 938,741.72	\$ 201,983.70	\$ 368,492.59	\$ 974,813.31	\$ 209,736.08	\$ 251,705.43	\$ 994,577.76	\$ 229,171.01	\$ 6,063,710.22
Cash Disbursements													
Payroll (net payroll, taxes and processing fee)	\$ 29,488.71	\$ 21,016.45	\$ 20,974.99	\$ 24,951.52	\$ 22,642.80	\$ 21,057.87	\$ 26,269.60	\$ 21,057.88	\$ 24,795.10	\$ 26,035.57	\$ 20,766.24	\$ 36,694.04	\$ 295,750.77
2017 Sewer Note	\$ 115,321.01	\$ 114,134.40	\$ 114,782.42	\$ 114,067.08	\$ 114,265.00	\$ 112,300.87	\$ 113,360.16	\$ 113,511.64	\$ 113,250.75	\$ 112,602.73	\$ 112,728.98	\$ 112,097.79	\$ 1,362,422.83
MTSA Note Payable			\$ 30,000.00										\$ 30,000.00
Sales - Credits Refunded		\$ 96.07	\$ 358.09		\$ 487.37	\$ 205.30	\$ 137.29	\$ 508.86	\$ 545.88	\$ 130.21	\$ 1,563.64	\$ 731.31	\$ 4,764.02
Return of Customer Escrow							\$ 2,077.29						\$ 2,077.29
Refund of Engineering Escrow													
Refund of Developer's Escrow													
Capital Improvements													
Prepaid Insurance/Expenses	\$ 293.75		\$ 273.75	\$ 898.00	\$ 2,963.00			\$ 20,042.50	\$ 14,301.68	\$ 270,000.00	\$ 102,000.00	\$ 7,579.96	\$ 401,252.93
Escrow Release - Engineering Fees	\$ 1,229.00	\$ 1,385.00		\$ 8,952.50	\$ 6,937.00	\$ 841.00	\$ 1,299.00	\$ 396.00	\$ 1,543.00	\$ 396.00	\$ 897.00	\$ 445.00	\$ 75,047.18
Cost of Goods Sold	\$ 799.91	\$ 847,112.97	\$ 618.50	\$ 762.29	\$ 846,944.49	\$ 407,477.27	\$ 701.72	\$ 846,343.75		\$ 595.74	\$ 847,852.17		\$ 24,320.50
Plant													
Plant	\$ 95,405.31	\$ 75,059.26	\$ 132,052.45	\$ 108,395.86	\$ 67,287.54	\$ 51,067.75	\$ 54,689.80	\$ 98,086.23	\$ 76,845.99	\$ 142,446.53	\$ 60,379.82	\$ 49,786.88	\$ 3,799,208.81
Maintenance													
Administration	\$ 35,320.95	\$ 30,887.55	\$ 49,740.59	\$ 40,505.32	\$ 25,032.85	\$ 24,742.54	\$ 25,027.03	\$ 25,286.98	\$ 24,743.50	\$ 30,333.11	\$ 35,549.42	\$ 31,827.74	\$ 378,987.38
Total Cash Disbursements	\$ 277,858.64	\$ 1,089,691.70	\$ 348,800.79	\$ 298,532.57	\$ 1,086,559.95	\$ 617,692.60	\$ 223,561.89	\$ 1,125,233.84	\$ 277,698.87	\$ 582,539.89	\$ 1,218,011.77	\$ 239,162.72	\$ 7,385,345.23
Account Transfers Received	\$ 275,000.00	\$ 1,057,000.00	\$ 355,000.00	\$ 300,000.00	\$ 1,090,000.00	\$ 571,000.00	\$ 245,000.00	\$ 1,040,000.00	\$ 399,000.00	\$ 442,000.00	\$ 1,291,000.00	\$ 294,000.00	
Account Transfers Sent	\$ (137,000.00)	\$ (1,115,500.00)	\$ (369,000.00)	\$ (203,000.00)	\$ (852,000.00)	\$ (344,265.93)	\$ (348,000.00)	\$ (866,384.18)	\$ (322,800.00)	\$ (163,000.00)	\$ (912,500.00)	\$ (310,000.00)	
Total Account Transfers (difference to MIMA #2)	\$ 138,000.00	\$ (58,500.00)	\$ (14,000.00)	\$ 97,000.00	\$ 238,000.00	\$ 226,734.07	\$ (103,000.00)	\$ 173,615.82	\$ 16,200.00	\$ 279,000.00	\$ 378,500.00	\$ (16,000.00)	
Cash Balance - Ending	\$ 248,318.57	\$ 215,085.63	\$ 58,193.38	\$ 120,009.64	\$ 210,191.41	\$ 212,165.58	\$ 63,147.28	\$ 86,342.57	\$ 34,579.78	\$ (17,254.68)	\$ 137,811.31	\$ 111,819.60	

*Denotes Due Date month on quarterly billing

SOUTHWEST DELAWARE COUNTY MUNICIPAL AUTHORITY
Statement of Cash Position - S&T/NW&B Operating and Customer Deposits Accounts
 For Period of January 1, 2021 - December 31, 2021

	Jan-21	Feb-21*	Mar-21	Apr-21	May-21*	Jun-21	Jul-21	Aug-21*	Sep-21	Oct-21	Nov-21*	Dec-21	YTD
Cash Balance - Beginning													
Customer Deposits Account	\$ 76,757.22	\$ 96,784.61	\$ 210,638.55	\$ 47,137.13	\$ 57,891.68	\$ 40,350.47	\$ 23,940.67	\$ 106,171.73	\$ 137,405.64	\$ 73,637.53	\$ 95,413.54	\$ 136,503.39	
Operating Account	\$ 35,062.38	\$ (90,337.15)	\$ (934,302.15)	\$ 28,349.61	\$ (95,595.41)	\$ (74,529.64)	\$ 41,253.31	\$ 20,766.43	\$ 292.62	\$ 11,710.34	\$ 29,913.48	\$ (20,784.85)	
Total Cash Balance - Beginning	\$ 111,819.60	\$ 6,397.46	\$ (723,663.60)	\$ 75,486.74	\$ (37,703.73)	\$ (34,179.17)	\$ 65,193.98	\$ 126,938.16	\$ 137,698.26	\$ 85,347.87	\$ 125,327.02	\$ 115,718.54	
Cash Receipts													
Accounts Receivable Collections	\$ 186,937.14	\$ 1,165,859.78	\$ 272,830.68	\$ 170,393.84	\$ 956,536.28	\$ 109,315.05	\$ 341,042.27	\$ 1,075,311.92	\$ 231,056.66	\$ 415,348.42	\$ 1,006,409.76	\$ 234,723.61	\$ 6,165,765.41
New Connection Fees	\$ -	\$ 10,322.00	\$ -	\$ -	\$ -	\$ 7,974.00	\$ -	\$ -	\$ -	\$ -	\$ -	\$ -	\$ 18,296.00
Conveyance Fees	\$ -	\$ -	\$ -	\$ -	\$ -	\$ -	\$ -	\$ -	\$ -	\$ -	\$ -	\$ -	\$ -
Escrow - Delinquent Customer Accounts	\$ 1,800.00	\$ -	\$ 7,200.00	\$ 3,800.00	\$ -	\$ 7,000.00	\$ -	\$ -	\$ -	\$ 3,000.00	\$ 113.00	\$ 97.00	\$ 689.29
Escrow - Engineering	\$ 12,694.73	\$ -	\$ 33,362.10	\$ -	\$ 9,872.50	\$ -	\$ -	\$ -	\$ -	\$ -	\$ -	\$ -	\$ 22,800.00
Escrow - Developer's Projects	\$ -	\$ -	\$ -	\$ -	\$ -	\$ -	\$ -	\$ -	\$ -	\$ -	\$ -	\$ -	\$ 55,929.33
Sale of Property and Easement Conveyance	\$ -	\$ -	\$ -	\$ -	\$ -	\$ -	\$ -	\$ -	\$ -	\$ -	\$ -	\$ -	\$ -
Insurance Claim Reimbursement	\$ -	\$ 41,803.34	\$ 998.00	\$ 5,183.04	\$ -	\$ -	\$ 193.00	\$ -	\$ -	\$ -	\$ -	\$ -	\$ 48,177.38
Utility Reimbursement/PA One Call Refund	\$ -	\$ 8,095.60	\$ -	\$ -	\$ -	\$ -	\$ -	\$ -	\$ -	\$ -	\$ -	\$ -	\$ 8,095.60
Interest Income	\$ 11.32	\$ 11.21	\$ 30.35	\$ 7.77	\$ 10.06	\$ 25.11	\$ 14.86	\$ 14.03	\$ 17.55	\$ 11.59	\$ 12.79	\$ 18.98	\$ 185.62
Deferred Income	\$ -	\$ -	\$ -	\$ -	\$ -	\$ -	\$ -	\$ -	\$ -	\$ -	\$ -	\$ -	\$ -
Grant Funds	\$ -	\$ -	\$ -	\$ -	\$ -	\$ -	\$ -	\$ -	\$ -	\$ -	\$ -	\$ -	\$ -
COBRA Payment	\$ -	\$ -	\$ -	\$ -	\$ -	\$ -	\$ -	\$ -	\$ -	\$ -	\$ -	\$ -	\$ -
Misc Income - 944 Refund, Insurance Class Action Settlement	\$ -	\$ -	\$ -	\$ -	\$ -	\$ -	\$ -	\$ -	\$ -	\$ -	\$ -	\$ -	\$ -
Total Cash Receipts	\$ 201,443.19	\$ 1,226,571.22	\$ 314,421.13	\$ 179,384.65	\$ 956,546.34	\$ 134,186.66	\$ 341,250.13	\$ 1,075,325.95	\$ 231,074.21	\$ 418,360.01	\$ 1,006,535.55	\$ 234,839.59	\$ 6,319,938.63
Cash Disbursements													
Payroll (net payroll, taxes and processing fee)	\$ 27,503.59	\$ 19,999.49	\$ 19,989.12	\$ 24,999.40	\$ 19,989.12	\$ 19,989.12	\$ 25,020.40	\$ 20,009.12	\$ 23,439.61	\$ 21,580.91	\$ 20,009.12	\$ 25,011.40	\$ 267,540.40
2017 Sewer Note	\$ 112,207.20	\$ 111,946.31	\$ 110,650.28	\$ 111,096.32	\$ 110,835.43	\$ 110,582.96	\$ 110,330.48	\$ 110,078.01	\$ 109,825.54	\$ 109,573.07	\$ 109,320.60	\$ 109,068.12	\$ 1,325,514.32
MTSA Note Payable	\$ -	\$ -	\$ -	\$ -	\$ 30,000.00	\$ -	\$ -	\$ -	\$ -	\$ -	\$ -	\$ -	\$ 30,000.00
Sales - Credits Refunded	\$ 218.41	\$ 1,688.11	\$ 1,204.44	\$ 78.36	\$ 100.00	\$ 289.42	\$ 432.25	\$ 993.89	\$ 347.75	\$ 414.67	\$ 1,442.13	\$ 538.70	\$ 7,748.13
Return of Customer Escrow	\$ 479.29	\$ -	\$ -	\$ -	\$ -	\$ -	\$ -	\$ -	\$ -	\$ -	\$ -	\$ -	\$ 479.29
Refund of Engineering Escrow	\$ -	\$ -	\$ -	\$ -	\$ -	\$ -	\$ -	\$ -	\$ -	\$ -	\$ -	\$ -	\$ -
Refund of Developer's Escrow	\$ 28,140.00	\$ -	\$ 31,520.00	\$ -	\$ 92,019.00	\$ -	\$ 8,559.00	\$ -	\$ -	\$ -	\$ -	\$ -	\$ 160,238.00
Capital Improvements	\$ -	\$ -	\$ 9,885.84	\$ 49,371.12	\$ -	\$ 13,620.00	\$ 19,830.00	\$ -	\$ 37,380.39	\$ -	\$ -	\$ -	\$ 130,087.35
Prepaid Expenses	\$ -	\$ 7,071.75	\$ 252.75	\$ 898.00	\$ 4,011.75	\$ -	\$ 14,729.33	\$ -	\$ -	\$ -	\$ -	\$ -	\$ 26,963.58
Insurance Expense	\$ -	\$ -	\$ -	\$ -	\$ -	\$ -	\$ -	\$ -	\$ 7,499.00	\$ -	\$ 3,375.00	\$ 3,375.00	\$ 14,249.00
Escrow Release - Engineering Fees	\$ 3,108.50	\$ 5,238.00	\$ 576.00	\$ 3,716.00	\$ 7,069.50	\$ 1,528.00	\$ 1,264.00	\$ 396.00	\$ 1,151.50	\$ 1,845.50	\$ 3,024.00	\$ 1,199.50	\$ 30,116.50
Cost of Goods Sold	\$ 2,113.21	\$ 882,329.13	\$ 2,736.85	\$ 3,379.52	\$ 882,050.19	\$ 157,390.50	\$ 2,972.96	\$ 882,717.78	\$ 1,506.19	\$ 1,503.80	\$ 881,148.79	\$ 1,051.12	\$ 3,700,900.04
Plant	\$ -	\$ -	\$ -	\$ -	\$ -	\$ -	\$ -	\$ -	\$ -	\$ -	\$ -	\$ -	\$ -
Collections	\$ 54,310.71	\$ 108,032.56	\$ 72,716.31	\$ 114,056.31	\$ 59,812.32	\$ 75,723.29	\$ 55,562.55	\$ 62,087.46	\$ 57,420.64	\$ 134,881.71	\$ 53,877.31	\$ 58,456.04	\$ 904,937.21
Maintenance	\$ -	\$ -	\$ -	\$ -	\$ -	\$ -	\$ -	\$ -	\$ -	\$ -	\$ -	\$ -	\$ -
Administration	\$ 34,784.42	\$ 26,326.93	\$ 36,739.20	\$ 69,980.09	\$ 41,134.47	\$ 17,690.22	\$ 29,938.56	\$ 23,554.26	\$ 30,853.98	\$ 33,581.20	\$ 35,947.08	\$ 26,727.48	\$ 406,257.89
Total Cash Disbursements	\$ 262,865.33	\$ 1,162,632.28	\$ 286,270.79	\$ 376,575.12	\$ 1,247,021.78	\$ 394,813.51	\$ 253,910.20	\$ 1,114,565.85	\$ 269,424.60	\$ 303,380.86	\$ 1,108,144.03	\$ 225,427.36	\$ 7,005,031.71
Account Transfers													
Account Transfers Received	\$ 132,000.00	\$ 290,000.00	\$ 1,241,000.00	\$ 244,000.00	\$ 1,208,869.35	\$ 400,011.00	\$ 192,078.25	\$ 1,002,000.00	\$ 198,000.00	\$ 232,000.00	\$ 948,000.00	\$ 170,000.00	\$ -
Account Transfers Sent	\$ (176,000.00)	\$ (1,084,000.00)	\$ (470,000.00)	\$ (160,000.00)	\$ (914,869.35)	\$ (40,011.00)	\$ (217,674.00)	\$ (952,000.00)	\$ (212,000.00)	\$ (309,000.00)	\$ (854,000.00)	\$ (211,000.00)	\$ -
Total Account Transfers (difference to MMA #2)	\$ (44,000.00)	\$ (794,000.00)	\$ 771,000.00	\$ 84,000.00	\$ 294,000.00	\$ 360,000.00	\$ (25,595.75)	\$ 50,000.00	\$ (14,000.00)	\$ (77,000.00)	\$ 94,000.00	\$ (41,000.00)	\$ -
Cash Balance - Ending	\$ 6,397.46	\$ (723,663.60)	\$ 75,486.74	\$ (37,703.73)	\$ (34,179.17)	\$ 65,193.98	\$ 126,938.16	\$ 137,698.26	\$ 85,347.87	\$ 123,327.02	\$ 115,718.54	\$ 84,130.77	\$ -

*Denotes Due Date month on quarterly billing

SOUTHWEST DELAWARE COUNTY MUNICIPAL AUTHORITY
Statement of Cash Position - S&T/MSB Operating and Customer Deposits Accounts
 For Period of January 1, 2022 - December 31, 2022

	Jan-22	Feb-22*	Mar-22	Apr-22	May-22*	Jun-22	Jul-22	Aug-22*	Sep-22	Oct-22	Nov-22*	Dec-22	YTD
Cash Balance - Beginning													
Customer Deposits Account	\$ 51,159.41	\$ 79,244.08	\$ 215,173.90	\$ 49,762.47	\$ 67,204.02	\$ 207,625.41	\$ 43,795.75	\$ 42,965.13	\$ 127,896.76	\$ 36,208.27	\$ 84,584.29	\$ -	\$ 599,645.10
Operating Account	\$ 32,971.36	\$ 15,225.56	\$ (1,034,253.96)	\$ 27,741.17	\$ 25,967.51	\$ (73,744.64)	\$ 21,348.93	\$ 17,851.28	\$ (53,893.96)	\$ 9,437.56	\$ (14,807.47)	\$ -	\$ 7,974.00
Total Cash Balance - Beginning	\$ 84,130.77	\$ 94,469.64	\$ (819,080.06)	\$ 77,503.64	\$ 93,191.53	\$ 133,880.77	\$ 65,144.68	\$ 60,816.41	\$ 72,002.80	\$ 45,645.83	\$ 69,776.82	\$ -	\$ -
Cash Receipts													
Accounts Receivable Collections	\$ 281,667.77	\$ 1,135,764.23	\$ 255,387.29	\$ 399,677.44	\$ 984,252.50	\$ 194,723.07	\$ 236,469.88	\$ 1,197,005.75	\$ 237,047.38	\$ 301,419.14	\$ 766,230.65	\$ -	\$ 5,999,645.10
New Connection Fees					\$ 7,974.00								\$ 7,974.00
Conveyance Fees													\$ -
Escrow - Delinquent Customer Accounts		\$ 0.23							\$ 4,977.08				\$ 4,977.31
Escrow - Engineering			\$ 3,000.00	\$ 3,500.00									\$ 6,500.00
Escrow - Developer's Projects		\$ 2,727.34											\$ 2,727.34
Sale of Property and Easement Conveyance			\$ 6,511.54										\$ 6,511.54
Insurance Claim Reimbursement		\$ 23,155.67						\$ 20,686.51					\$ 20,686.51
Utility Reimbursement/PA One Call Refund		\$ 9.03	\$ 17.25	\$ 8.32	\$ 14.61	\$ 42.51	\$ 7.71	\$ 12.80	\$ 29.78	\$ 10.85			\$ 26,442.79
Interest Income													\$ 162.46
Deferred Income				\$ 10,322.00									\$ 10,322.00
Grant Funds													\$ -
COBRA Payment													\$ -
Misc Income - Insurance Policy Cancellation	\$ 2,232.20												\$ 2,232.20
Total Cash Receipts	\$ 283,909.00	\$ 1,161,657.07	\$ 264,916.08	\$ 413,507.76	\$ 942,241.11	\$ 194,765.58	\$ 236,477.59	\$ 1,220,992.18	\$ 242,054.24	\$ 301,429.99	\$ 766,230.65	\$ -	\$ 6,028,181.25
Cash Disbursements													
Payroll (net payroll, taxes and processing fee)	\$ 27,029.16	\$ 20,054.60	\$ 22,408.76	\$ 20,362.37	\$ 18,871.24	\$ 22,117.91	\$ 20,387.38	\$ 18,891.24	\$ 23,614.05	\$ 20,681.64	\$ 20,681.64	\$ -	\$ 235,099.99
2017 Sewer Note	\$ 108,815.65	\$ 108,563.18	\$ 108,310.70	\$ 108,058.23	\$ 107,805.76	\$ 107,553.29	\$ 107,300.82	\$ 107,048.34	\$ 106,795.87	\$ 106,543.40	\$ 106,290.92	\$ -	\$ 1,183,086.16
MTSA Note Payable			\$ 30,000.00										\$ 30,000.00
Sales - Credits Refunded	\$ 861.81	\$ 405.72	\$ 107.95	\$ 1,030.55	\$ 2,641.92	\$ 1,443.36	\$ 441.31	\$ 2,821.68	\$ 6,618.23	\$ 130.10	\$ 683.16	\$ -	\$ 17,185.19
Return of Customer Escrow									\$ 1,656.72				\$ 1,656.72
Refund of Engineering Escrow													\$ -
Refund of Developer's Escrow		\$ 9,006.62	\$ (9,006.62)						\$ 8,391.62				\$ 8,391.62
Capital Improvements	\$ 50,464.35												\$ 50,464.35
Prepaid Expenses								\$ 18,574.80					\$ 18,574.80
Insurance Expense	\$ 3,375.00	\$ 3,375.00	\$ 3,375.00	\$ 3,375.00	\$ 3,375.00	\$ 3,375.00	\$ 3,473.00	\$ 3,674.00	\$ 3,528.00	\$ 3,528.00	\$ 3,469.00	\$ -	\$ 34,800.00
Escrow Release - Engineering Fees	\$ 1,713.50	\$ 1,906.00	\$ 896.00	\$ 1,381.00	\$ 1,086.00	\$ 2,874.00	\$ 3,217.00	\$ 2,912.00	\$ 1,594.00	\$ 2,450.00	\$ 4,769.00	\$ -	\$ 24,793.50
Cost of Goods Sold	\$ 925.61	\$ 933,919.42	\$ 456.34	\$ -	\$ 934,071.74	\$ 256.27	\$ 450.06	\$ 920,558.97	\$ 1,470.24		\$ 935,280.31	\$ -	\$ 3,727,388.96
Plant													\$ -
Collections	\$ 88,025.56	\$ 79,916.24	\$ 65,694.23	\$ 70,928.56	\$ 65,726.01	\$ 75,629.70	\$ 82,947.77	\$ 99,826.01	\$ 80,486.97	\$ 103,251.59	\$ 93,589.79	\$ -	\$ 906,022.43
Maintenance													\$ -
Administration	\$ 29,359.49	\$ 30,059.99	\$ 27,090.62	\$ 30,684.16	\$ 61,974.20	\$ 28,252.14	\$ 31,593.52	\$ 46,498.75	\$ 36,755.51	\$ 39,214.27	\$ 32,601.90	\$ -	\$ 394,084.55
Total Cash Disbursements	\$ 310,570.13	\$ 1,187,206.77	\$ 249,332.38	\$ 235,819.87	\$ 1,195,551.87	\$ 241,501.67	\$ 249,805.86	\$ 1,220,805.79	\$ 270,911.21	\$ 275,799.00	\$ 1,197,365.72	\$ -	\$ 6,596,748.27
Account Transfers													
Account Transfers Received	\$ 232,000.00	\$ 29,000.00	\$ 1,223,000.00	\$ 166,000.00	\$ 988,000.00	\$ 241,000.00	\$ 193,000.00	\$ 1,040,000.00	\$ 224,400.00	\$ 184,500.00	\$ 54,000.00	\$ -	\$ 5,000,000.00
Account Transfers Sent	\$ (195,000.00)	\$ (917,000.00)	\$ (342,000.00)	\$ (328,000.00)	\$ (694,000.00)	\$ (263,000.00)	\$ (184,000.00)	\$ (1,029,000.00)	\$ (221,900.00)	\$ (186,000.00)	\$ (665,000.00)	\$ -	\$ (6,650,000.00)
Total Account Transfers (difference to MMA #2)	\$ 37,000.00	\$ (888,000.00)	\$ 881,000.00	\$ (162,000.00)	\$ 294,000.00	\$ (22,000.00)	\$ 9,000.00	\$ 11,000.00	\$ 2,500.00	\$ (1,500.00)	\$ (611,000.00)	\$ -	\$ -
Cash Balance - Ending	\$ 94,469.64	\$ (819,080.06)	\$ 77,503.64	\$ 93,191.53	\$ 133,880.77	\$ 65,144.68	\$ 60,816.41	\$ 72,002.80	\$ 45,645.83	\$ 69,776.82	\$ (972,358.25)	\$ -	\$ -

*Denotes Due Date month on quarterly billing

SOUTHWEST DELAWARE COUNTY MUNICIPAL AUTHORITY
Statement of Cash Position - DNB Money Market Account #2
For Period of January 1, 2019 - December 31, 2019

	Jan-19	Feb-19	Mar-19	Apr-19	May-19	Jun-19	Jul-19	Aug-19	Sep-19	Oct-19	Nov-19	Dec-19	YTD
Cash Balance - Beginning													
Money Market Account	\$ 1,155,193.65	\$ 1,010,692.34	\$ 1,085,200.72	\$ 1,164,719.78	\$ 1,177,234.14	\$ 1,023,743.17	\$ 747,165.03	\$ 748,500.85	\$ 700,943.69	\$ 777,288.27	\$ 771,950.73	\$ 578,331.74	
Total Cash Balance - Beginning	\$ 1,155,193.65	\$ 1,010,692.34	\$ 1,085,200.72	\$ 1,164,719.78	\$ 1,177,234.14	\$ 1,023,743.17	\$ 747,165.03	\$ 748,500.85	\$ 700,943.69	\$ 777,288.27	\$ 771,950.73	\$ 578,331.74	
Cash Receipts													
Accounts Receivable Collections													
New Connection Fees													
Interest Income	\$ 498.69	\$ 508.38	\$ 519.06	\$ 514.36	\$ 509.03	\$ 421.86	\$ 335.82	\$ 442.84	\$ 344.58	\$ 336.46	\$ 381.01	\$ 318.47	\$ 5,130.56
Total Cash Receipts	\$ 498.69	\$ 508.38	\$ 519.06	\$ 514.36	\$ 509.03	\$ 421.86	\$ 335.82	\$ 442.84	\$ 344.58	\$ 336.46	\$ 381.01	\$ 318.47	\$ 5,130.56
Cash Disbursements													
Bond Payment													
Bank Fees													
Total Cash Disbursements	\$ -	\$ -	\$ -	\$ -	\$ -	\$ -	\$ -	\$ -	\$ -	\$ -	\$ -	\$ -	\$ -
Account Transfers													
Account Transfers Received	\$ 70,000.00	\$ 1,040,000.00	\$ 369,000.00	\$ 304,000.00	\$ 826,000.00	\$ 313,000.00	\$ 261,000.00	\$ 968,000.00	\$ 289,000.00	\$ 276,000.00	\$ 806,000.00	\$ 336,000.00	
Account Transfers Sent	\$ (215,000.00)	\$ (966,000.00)	\$ (290,000.00)	\$ (292,000.00)	\$ (980,000.00)	\$ (590,000.00)	\$ (260,000.00)	\$ (1,016,000.00)	\$ (213,000.00)	\$ (281,674.00)	\$ (1,000,000.00)	\$ (267,000.00)	
Total Account Transfers	\$ (145,000.00)	\$ 74,000.00	\$ 79,000.00	\$ 12,000.00	\$ (154,000.00)	\$ (277,000.00)	\$ 1,000.00	\$ (48,000.00)	\$ 76,000.00	\$ (5,674.00)	\$ (194,000.00)	\$ 69,000.00	
Cash Balance - Ending	\$ 1,010,692.34	\$ 1,085,200.72	\$ 1,164,719.78	\$ 1,177,234.14	\$ 1,023,743.17	\$ 747,165.03	\$ 748,500.85	\$ 700,943.69	\$ 777,288.27	\$ 771,950.73	\$ 578,331.74	\$ 647,650.21	

SOUTHWEST DELAWARE COUNTY MUNICIPAL AUTHORITY
Statement of Cash Position - DNB/S&T Money Market Account #2
For Period of January 1, 2020 - December 31, 2020

	Jan-20	Feb-20	Mar-20	Apr-20	May-20	Jun-20	Jul-20	Aug-20	Sep-20	Oct-20	Nov-20	Dec-20	YTD
Cash Balance - Beginning													
Money Market Account	\$ 647,650.21	\$ 509,921.64	\$ 568,710.62	\$ 567,610.53	\$ 470,785.59	\$ 233,022.88	\$ 6,153.19	\$ 109,155.98	\$ 26,240.33	\$ 10,060.22	\$ 91,065.69	\$ 12,612.49	
Total Cash Balance - Beginning	\$ 647,650.21	\$ 509,921.64	\$ 568,710.62	\$ 567,610.53	\$ 470,785.59	\$ 233,022.88	\$ 6,153.19	\$ 109,155.98	\$ 26,240.33	\$ 10,060.22	\$ 91,065.69	\$ 12,612.49	
Cash Receipts													
Accounts Receivable Collections													
New Connection Fees													
Interest Income	\$ 271.43	\$ 288.98	\$ 247.91	\$ 175.06	\$ 237.29	\$ 130.31	\$ 2.79	\$ 84.35	\$ 19.89	\$ 5.47	\$ 46.80	\$ 25.56	\$ 1,535.84
Total Cash Receipts	\$ 271.43	\$ 288.98	\$ 247.91	\$ 175.06	\$ 237.29	\$ 130.31	\$ 2.79	\$ 84.35	\$ 19.89	\$ 5.47	\$ 46.80	\$ 25.56	\$ 1,535.84
Cash Disbursements													
Bond Payment													
Bank Fees													
Total Cash Disbursements	\$ -	\$ -	\$ -	\$ -	\$ -	\$ -	\$ -	\$ -	\$ -	\$ -	\$ -	\$ -	\$ -
Account Transfers													
Account Transfers Received	\$ 137,000.00	\$ 1,115,500.00	\$ 369,000.00	\$ 205,000.00	\$ 852,000.00	\$ 319,000.00	\$ 138,000.00	\$ 612,000.00	\$ 188,800.00	\$ 360,000.00	\$ 446,500.00	\$ 256,000.00	\$ 4,996,800.00
Account Transfers Sent	\$ (275,000.00)	\$ (1,057,000.00)	\$ (370,348.00)	\$ (300,000.00)	\$ (1,090,000.00)	\$ (546,000.00)	\$ (35,000.00)	\$ (695,000.00)	\$ (205,000.00)	\$ (279,000.00)	\$ (525,000.00)	\$ (249,000.00)	\$ (5,617,348.00)
Total Account Transfers	\$ (138,000.00)	\$ 58,500.00	\$ (1,348.00)	\$ (97,000.00)	\$ (238,000.00)	\$ (227,000.00)	\$ 103,000.00	\$ (83,000.00)	\$ (16,200.00)	\$ 81,000.00	\$ (78,500.00)	\$ 16,000.00	\$ (620,548.00)
Cash Balance - Ending	\$ 509,921.64	\$ 568,710.62	\$ 567,610.53	\$ 470,785.59	\$ 233,022.88	\$ 6,153.19	\$ 109,155.98	\$ 26,240.33	\$ 10,060.22	\$ 91,065.69	\$ 12,612.49	\$ 28,638.05	

SOUTHWEST DELAWARE COUNTY MUNICIPAL AUTHORITY
Statement of Cash Position - S&T Money Market Account #2
For Period of January 1, 2021 - December 31, 2021

	Jan-21	Feb-21	Mar-21	Apr-21	May-21	Jun-21	Jul-21	Aug-21	Sep-21	Oct-21	Nov-21	Dec-21	YTD
Cash Balance - Beginning	\$ 28,638.05	\$ 72,658.56	\$ 856,724.59	\$ 85,799.38	\$ 1,807.32	\$ 134,938.01	\$ 39,865.99	\$ 57,881.18	\$ 7,939.03	\$ 21,948.66	\$ 98,936.92	\$ 4,997.78	
Money Market Account	\$ 28,638.05	\$ 72,658.56	\$ 856,724.59	\$ 85,799.38	\$ 1,807.32	\$ 134,938.01	\$ 39,865.99	\$ 57,881.18	\$ 7,939.03	\$ 21,948.66	\$ 98,936.92	\$ 4,997.78	
Total Cash Balance - Beginning	\$ 28,638.05	\$ 72,658.56	\$ 856,724.59	\$ 85,799.38	\$ 1,807.32	\$ 134,938.01	\$ 39,865.99	\$ 57,881.18	\$ 7,939.03	\$ 21,948.66	\$ 98,936.92	\$ 4,997.78	
Cash Receipts													
Accounts Receivable Collections					\$ 127,119.46	\$ 109,901.11							\$ 237,020.57
New Connection Fees													\$
Interest Income	\$ 20.51	\$ 88.03	\$ 74.79	\$ 7.94	\$ 26.23	\$ 26.87	\$ 15.19	\$ 72.85	\$ 9.63	\$ 3.26	\$ 75.86	\$ 9.51	\$ 430.67
Total Cash Receipts	\$ 20.51	\$ 88.03	\$ 74.79	\$ 7.94	\$ 127,145.69	\$ 109,927.98	\$ 15.19	\$ 72.85	\$ 9.63	\$ 3.26	\$ 75.86	\$ 9.51	\$ 237,451.24
Cash Disbursements													
Bond Payment													\$
Bank Fees													\$
Total Cash Disbursements	\$ -	\$ -	\$ -	\$ -	\$ (15.00)	\$ -	\$ -	\$ (15.00)	\$ -	\$ (15.00)	\$ (15.00)	\$ (15.00)	\$ (75.00)
Account Transfers													
Account Transfers Received	\$ 169,000.00	\$ 904,000.00	\$ 434,000.00	\$ 46,000.00	\$ 1,006,000.00	\$ 40,000.00	\$ 180,000.00	\$ 785,000.00	\$ 114,000.00	\$ 118,000.00	\$ 656,000.00	\$ 114,000.00	\$ 4,566,000.00
Account Transfers Sent	\$ (125,000.00)	\$ (120,022.00)	\$ (1,205,000.00)	\$ (130,000.00)	\$ (1,000,000.00)	\$ (245,000.00)	\$ (162,000.00)	\$ (835,000.00)	\$ (100,000.00)	\$ (41,000.00)	\$ (750,000.00)	\$ (80,000.00)	\$ (4,793,022.00)
Total Account Transfers	\$ 44,000.00	\$ 783,978.00	\$ (771,000.00)	\$ (84,000.00)	\$ 6,000.00	\$ (205,000.00)	\$ 18,000.00	\$ (50,000.00)	\$ 14,000.00	\$ 77,000.00	\$ (94,000.00)	\$ 34,000.00	\$ (227,022.00)
Cash Balance - Ending	\$ 72,658.56	\$ 856,724.59	\$ 85,799.38	\$ 1,807.32	\$ 134,938.01	\$ 39,865.99	\$ 57,881.18	\$ 7,939.03	\$ 21,948.66	\$ 98,936.92	\$ 4,997.78	\$ 38,992.29	

SOUTHWEST DELAWARE COUNTY MUNICIPAL AUTHORITY
 Statement of Cash Position - S&T Money Market Account #2
 For Period of January 1, 2022 - December 31, 2022

	Jan-22	Feb-22	Mar-22	Apr-22	May-22	Jun-22	Jul-22	Aug-22	Sep-22	Oct-22	Nov-22	Dec-22	YTD
Cash Balance - Beginning													
Money Market Account	\$ 38,992.29	\$ 1,982.94	\$ 890,056.66	\$ 9,060.86	\$ 171,061.40	\$ 2,099.26	\$ 24,101.82	\$ 15,103.49	\$ 4,397.48	\$ 1,917.15	\$ 3,420.92	\$ -	\$ 3,420.92
Total Cash Balance - Beginning	\$ 38,992.29	\$ 1,982.94	\$ 890,056.66	\$ 9,060.86	\$ 171,061.40	\$ 2,099.26	\$ 24,101.82	\$ 15,103.49	\$ 4,397.48	\$ 1,917.15	\$ 3,420.92	\$ -	\$ 3,420.92
Cash Receipts													
Accounts Receivable Collections													
New Connection Fees													
Interest Income	\$ 5.65	\$ 73.72	\$ 4.20	\$ 0.54	\$ 37.86	\$ 2.56	\$ 1.67	\$ 293.99	\$ 19.67	\$ 3.77	\$ -	\$ -	\$ 443.63
Total Cash Receipts	\$ 5.65	\$ 73.72	\$ 4.20	\$ 0.54	\$ 37.86	\$ 2.56	\$ 1.67	\$ 293.99	\$ 19.67	\$ 3.77	\$ -	\$ -	\$ 443.63
Cash Disbursements													
Bond Payment													
Bank Fees	\$ (15.00)												\$ (15.00)
Total Cash Disbursements	\$ (15.00)												\$ (15.00)
Account Transfers													
Account Transfers Received	\$ 11,000.00	\$ 888,000.00	\$ 259,000.00	\$ 197,000.00	\$ 656,000.00	\$ 124,000.00	\$ 11,000.00	\$ 1,029,000.00	\$ 116,500.00	\$ 19,000.00	\$ 611,000.00	\$ -	\$ 3,921,500.00
Account Transfers Sent	\$ (48,000.00)		\$ (1,140,000.00)	\$ (35,000.00)	\$ (825,000.00)	\$ (102,000.00)	\$ (20,000.00)	\$ (1,040,000.00)	\$ (119,000.00)	\$ (17,500.00)	\$ -	\$ -	\$ (3,946,500.00)
Total Account Transfers	\$ (37,000.00)	\$ 888,000.00	\$ (881,000.00)	\$ 162,000.00	\$ (169,000.00)	\$ 22,000.00	\$ (9,000.00)	\$ (11,000.00)	\$ (2,500.00)	\$ 1,500.00	\$ 611,000.00	\$ -	\$ 575,000.00
Cash Balance - Ending	\$ 1,982.94	\$ 890,056.66	\$ 9,060.86	\$ 171,061.40	\$ 2,099.26	\$ 24,101.82	\$ 15,103.49	\$ 4,397.48	\$ 1,917.15	\$ 3,420.92	\$ 614,420.92	\$ -	\$ 614,420.92

SOUTHWEST DELAWARE COUNTY MUNICIPAL AUTHORITY
Statement of Cash Position - DNB Money Market Account #1 - Board Restricted
For Period of January 1, 2019 - December 31, 2019

	Jan-19	Feb-19	Mar-19	Apr-19	May-19	Jun-19	Jul-19	Aug-19	Sep-19	Oct-19	Nov-19	Dec-19	YTD
Cash Balance - Beginning	\$ 2,083,729.44	\$ 2,084,614.49	\$ 2,085,414.22	\$ 2,086,242.83	\$ 2,110,480.18	\$ 2,111,376.60	\$ 2,112,186.59	\$ 2,113,141.62	\$ 2,114,010.21	\$ 2,114,908.12	\$ 2,123,481.36	\$ 2,162,695.10	
Money Market Account	\$ 2,083,729.44	\$ 2,084,614.49	\$ 2,085,414.22	\$ 2,086,242.83	\$ 2,110,480.18	\$ 2,111,376.60	\$ 2,112,186.59	\$ 2,113,141.62	\$ 2,114,010.21	\$ 2,114,908.12	\$ 2,123,481.36	\$ 2,162,695.10	
Total Cash Balance - Beginning	\$ 2,083,729.44	\$ 2,084,614.49	\$ 2,085,414.22	\$ 2,086,242.83	\$ 2,110,480.18	\$ 2,111,376.60	\$ 2,112,186.59	\$ 2,113,141.62	\$ 2,114,010.21	\$ 2,114,908.12	\$ 2,123,481.36	\$ 2,162,695.10	
Cash Receipts													
Sewer Revenue Note - Series of 2017													
Accounts Receivable Collections													
Deferred Tapping Fees				\$ 23,322.00									\$ 23,322.00
PA H2O Grant													
Sale of Assets													
Developer's Projects Escrow													
Interest Income	\$ 885.05	\$ 799.73	\$ 828.61	\$ 915.35	\$ 896.42	\$ 809.99	\$ 955.03	\$ 868.59	\$ 897.91	\$ 899.24	\$ 843.74	\$ 947.18	\$ 10,546.84
Total Cash Receipts	\$ 885.05	\$ 799.73	\$ 828.61	\$ 24,237.35	\$ 896.42	\$ 809.99	\$ 955.03	\$ 868.59	\$ 897.91	\$ 8,573.24	\$ 39,213.74	\$ 947.18	\$ 79,912.84
Cash Disbursements													
Developer's Escrow Release													
Bond Payment													
Bank Fees													
Total Cash Disbursements	\$ -	\$ -	\$ -	\$ -	\$ -	\$ -	\$ -	\$ -	\$ -	\$ -	\$ -	\$ -	\$ -
Account Transfers													
Account Transfers Received													
Account Transfers Sent													
Total Account Transfers	\$ -	\$ -	\$ -	\$ -	\$ -	\$ -	\$ -	\$ -	\$ -	\$ -	\$ -	\$ -	\$ -
Cash Balance - Ending	\$ 2,084,614.49	\$ 2,085,414.22	\$ 2,086,242.83	\$ 2,110,480.18	\$ 2,111,376.60	\$ 2,112,186.59	\$ 2,113,141.62	\$ 2,114,010.21	\$ 2,114,908.12	\$ 2,123,481.36	\$ 2,162,695.10	\$ 2,163,642.28	

SOUTHWEST DELAWARE COUNTY MUNICIPAL AUTHORITY
Statement of Cash Position - DNB/S&T Money Market Account #1 - Board Restricted
For Period of January 1, 2020 - December 31, 2020

	Jan-20	Feb-20	Mar-20	Apr-20	May-20	Jun-20	Jul-20	Aug-20	Sep-20	Oct-20	Nov-20	Dec-20	YTD
Cash Balance - Beginning	\$ 2,163,642.28	\$ 2,164,561.28	\$ 2,165,273.27	\$ 2,181,374.93	\$ 2,182,083.13	\$ 2,182,767.94	\$ 2,183,523.83	\$ 2,184,256.36	\$ 2,094,202.85	\$ 2,094,624.55	\$ 1,795,036.68	\$ 1,541,893.06	
Money Market Account	\$ 2,163,642.28	\$ 2,164,561.28	\$ 2,165,273.27	\$ 2,181,374.93	\$ 2,182,083.13	\$ 2,182,767.94	\$ 2,183,523.83	\$ 2,184,256.36	\$ 2,094,202.85	\$ 2,094,624.55	\$ 1,795,036.68	\$ 1,541,893.06	
Total Cash Balance - Beginning	\$ 2,163,642.28	\$ 2,164,561.28	\$ 2,165,273.27	\$ 2,181,374.93	\$ 2,182,083.13	\$ 2,182,767.94	\$ 2,183,523.83	\$ 2,184,256.36	\$ 2,094,202.85	\$ 2,094,624.55	\$ 1,795,036.68	\$ 1,541,893.06	
Cash Receipts													
Sewer Revenue Note - Series of 2017													
Accounts Receivable Collections													
Deferred Tapping Fees			\$ 15,348.00								\$ 106,477.95		\$ 131,209.53
PA H2O Grant													
Sale of Assets													
Developer's Projects Escrow													
Interest Income	\$ 919.00	\$ 711.99	\$ 753.66	\$ 708.20	\$ 684.81	\$ 755.89	\$ 732.53	\$ 562.81	\$ 421.70	\$ 412.13	\$ 379.03	\$ 320.84	\$ 7,362.09
Total Cash Receipts	\$ 919.00	\$ 711.99	\$ 16,101.66	\$ 708.20	\$ 684.81	\$ 755.89	\$ 732.53	\$ 9,946.49	\$ 421.70	\$ 412.13	\$ 106,856.38	\$ 320.84	\$ 138,571.62
Cash Disbursements													
Developer's Escrow Release													
Bond Payment													
Bank Fees													
Total Cash Disbursements	\$ -	\$ -	\$ -	\$ -	\$ -	\$ -	\$ -	\$ -	\$ -	\$ -	\$ -	\$ -	\$ -
Account Transfers													
Account Transfers Received								\$ (100,000.00)		\$ (360,000.00)			\$ (760,000.00)
Account Transfers Sent													
Total Account Transfers	\$ -	\$ -	\$ -	\$ -	\$ -	\$ -	\$ -	\$ (100,000.00)	\$ -	\$ (360,000.00)	\$ (300,000.00)	\$ -	\$ (760,000.00)
Cash Balance - Ending	\$ 2,164,561.28	\$ 2,165,273.27	\$ 2,181,374.93	\$ 2,182,083.13	\$ 2,182,767.94	\$ 2,183,523.83	\$ 2,184,256.36	\$ 2,094,202.85	\$ 2,094,624.55	\$ 1,795,036.68	\$ 1,541,893.06	\$ 1,542,213.90	

SOUTHWEST DELAWARE COUNTY MUNICIPAL AUTHORITY
Statement of Cash Position - S&T Money Market Account #1 - Board Restricted
For Period of January 1, 2021 - December 31, 2021

	Jan-21	Feb-21	Mar-21	Apr-21	May-21	Jun-21	Jul-21	Aug-21	Sep-21	Oct-21	Nov-21	Dec-21	YTD
Cash Balance - Beginning	\$ 1,542,213.90	\$ 1,642,279.45	\$ 1,652,610.78	\$ 1,929,159.53	\$ 1,929,310.16	\$ 1,629,450.76	\$ 1,482,266.37	\$ 1,490,056.33	\$ 1,490,180.43	\$ 1,490,296.78	\$ 1,490,409.27	\$ 1,490,533.40	
Money Market Account	\$ 1,542,213.90	\$ 1,642,279.45	\$ 1,652,610.78	\$ 1,929,159.53	\$ 1,929,310.16	\$ 1,629,450.76	\$ 1,482,266.37	\$ 1,490,056.33	\$ 1,490,180.43	\$ 1,490,296.78	\$ 1,490,409.27	\$ 1,490,533.40	
Total Cash Balance - Beginning	\$ 1,542,213.90	\$ 1,642,279.45	\$ 1,652,610.78	\$ 1,929,159.53	\$ 1,929,310.16	\$ 1,629,450.76	\$ 1,482,266.37	\$ 1,490,056.33	\$ 1,490,180.43	\$ 1,490,296.78	\$ 1,490,409.27	\$ 1,490,533.40	
Cash Receipts													
Sewer Revenue Note - Series of 2017													
Accounts Receivable Collections													
Deferred Tapping Fees													
PA H2O Grant													
Sale of Assets		10,022.00	276,264.00			7,674.00							
Developer's Projects Escrow													
Interest Income	303.55	309.33	284.75	150.63	140.60	141.61	115.96	124.10	116.35	112.49	124.13	120.26	2,043.76
Total Cash Receipts	\$ 100,065.55	\$ 10,331.33	\$ 276,548.75	\$ 150.63	\$ 140.60	\$ 7,815.61	\$ 7,789.96	\$ 124.10	\$ 116.35	\$ 112.49	\$ 124.13	\$ 120.26	\$ 411,413.76
Cash Disbursements													
Developer's Escrow Release													
Bond Payment													
Bank Fees													
Total Cash Disbursements	\$ -	\$ -	\$ -	\$ -	\$ -	\$ -	\$ -	\$ -	\$ -	\$ -	\$ -	\$ -	\$ -
Account Transfers													
Account Transfers Received													
Account Transfers Sent													
Total Account Transfers	\$ -	\$ -	\$ -	\$ -	\$ (300,000.00)	\$ (155,000.00)	\$ -	\$ -	\$ -	\$ -	\$ -	\$ -	\$ (455,000.00)
Cash Balance - Ending	\$ 1,642,279.45	\$ 1,652,610.78	\$ 1,929,159.53	\$ 1,929,310.16	\$ 1,629,450.76	\$ 1,482,266.37	\$ 1,490,056.33	\$ 1,490,180.43	\$ 1,490,296.78	\$ 1,490,409.27	\$ 1,490,533.40	\$ 1,498,627.66	

SOUTHWEST DELAWARE COUNTY MUNICIPAL AUTHORITY
Statement of Cash Position - S&T Money Market Account #1 - Board Restricted
For Period of January 1, 2022 - December 31, 2022

	Jan-22	Feb-22	Mar-22	Apr-22	May-22	Jun-22	Jul-22	Aug-22	Sep-22	Oct-22	Nov-22	Dec-22	YTD
Cash Balance - Beginning	\$ 1,498,627.66	\$ 1,498,748.53	\$ 1,498,857.76	\$ 1,499,048.71	\$ 1,515,176.93	\$ 1,390,375.68	\$ 1,390,829.36	\$ 1,391,541.00	\$ 1,392,748.10	\$ 1,394,136.99	\$ 1,396,187.79	\$ 1,396,187.79	
Money Market Account	\$ 1,498,627.66	\$ 1,498,748.53	\$ 1,498,857.76	\$ 1,499,048.71	\$ 1,515,176.93	\$ 1,390,375.68	\$ 1,390,829.36	\$ 1,391,541.00	\$ 1,392,748.10	\$ 1,394,136.99	\$ 1,396,187.79	\$ 1,396,187.79	
Total Cash Balance - Beginning	\$ 1,498,627.66	\$ 1,498,748.53	\$ 1,498,857.76	\$ 1,499,048.71	\$ 1,515,176.93	\$ 1,390,375.68	\$ 1,390,829.36	\$ 1,391,541.00	\$ 1,392,748.10	\$ 1,394,136.99	\$ 1,396,187.79	\$ 1,396,187.79	
Cash Receipts													
Sewer Revenue Note - Series of 2017													\$ -
Accounts Receivable Collections													\$ -
Deferred Tapping Fees				\$ 15,948.00									\$ 15,948.00
PA H2O Grant													\$ -
Sale of Assets													\$ -
Developer's Projects Escrow													\$ -
Interest Income	\$ 120.87	\$ 109.23	\$ 190.95	\$ 180.22	\$ 198.75	\$ 453.68	\$ 711.64	\$ 1,207.10	\$ 1,388.89	\$ 2,050.80			\$ 6,612.13
Total Cash Receipts	\$ 120.87	\$ 109.23	\$ 190.95	\$ 16,128.22	\$ 198.75	\$ 453.68	\$ 711.64	\$ 1,207.10	\$ 1,388.89	\$ 2,050.80			\$ 22,560.13
Cash Disbursements													
Developer's Escrow Release													\$ -
Bond Payment													\$ -
Bank Fees													\$ -
Total Cash Disbursements	\$ -	\$ -	\$ -	\$ -	\$ -	\$ -	\$ -	\$ -	\$ -	\$ -	\$ -	\$ -	\$ -
Account Transfers													
Account Transfers Received													\$ -
Account Transfers Sent					\$ (125,000.00)								\$ (125,000.00)
Total Account Transfers	\$ -	\$ -	\$ -	\$ -	\$ (125,000.00)	\$ -	\$ -	\$ -	\$ -	\$ -	\$ -	\$ -	\$ (125,000.00)
Cash Balance - Ending	\$ 1,498,748.53	\$ 1,498,857.76	\$ 1,499,048.71	\$ 1,515,176.93	\$ 1,390,375.68	\$ 1,390,829.36	\$ 1,391,541.00	\$ 1,392,748.10	\$ 1,394,136.99	\$ 1,396,187.79	\$ 1,396,187.79	\$ 1,396,187.79	\$ -

SOUTHWEST DELAWARE COUNTY MUNICIPAL AUTHORITY

Analysis of Collections on Accounts Receivable

For Period of January 1, 2022 - January 31, 2023

	<u>1/31/2022</u>	<u>4/30/2022</u>	<u>7/31/2022</u>	<u>10/31/2022</u>	<u>1/31/2023</u>
<u>ACCOUNTS RECEIVABLE BALANCES BY TYPE</u>					
Accounts Receivable - Sewer (Res, Comm, Ind)	\$ 1,794,506.13	\$ 1,620,459.73	\$ 1,774,294.42	\$ 1,730,870.26	
Accounts Receivable - Township	\$ 113,974.28	\$ -	\$ 114,610.29	\$ -	
Accounts Receivable - Pretreatment	\$ 23,485.00	\$ 21,940.00	\$ 21,940.00	\$ 20,840.00	
Accounts Receivable - Northwest Assessment	\$ 73,889.88	\$ 73,974.81	\$ 74,244.11	\$ 74,324.90	
Total Accounts Receivable	\$ 2,005,855.29	\$ 1,716,374.54	\$ 1,985,088.82	\$ 1,826,035.16	\$ -
<u>ACCOUNTS RECEIVABLE COLLECTIONS</u>					
Feb, Mar, Apr	\$ 1,790,828.96				
May, Jun, Jul		\$ 1,365,445.45			
Aug, Sep, Oct			\$ 1,735,472.27		
Nov, Dec, Jan				\$ 766,230.65	
Collection % per Billing Period	89%	80%	87%	42%	#DIV/0!
<u>DELINQUENT NOTICES</u>					
	<u>2021 Q4</u>	<u>2022 Q1</u>	<u>2022 Q2</u>	<u>2022 Q3</u>	
Date Delinquent Notices Mailed	3/8/2022	6/8/2022	9/7/2022		
Total Number of Accounts Billed	7,554	7,557	7,557		
Total Number of Delinquent Accounts	1,605	1,470	1,567		
Total Number of Delinquent Notices Mailed	1,442	1,331	1,448		
Current Delinquent Charges	\$ 364,481.73	\$ 283,923.17	\$ 306,055.90		
Past Delinquent Charges	\$ 473,407.28	\$ 445,764.37	\$ 433,578.58		
Total Delinquent Charges	\$ 837,889.01	\$ 729,687.54	\$ 739,634.48	\$ -	
Penalty Charges	\$ 28,124.22	\$ 25,637.75	\$ 27,455.33		
Interest Charges	\$ 8,257.19	\$ 8,136.76	\$ 8,311.34		
Total Late Fees Charged	\$ 36,381.41	\$ 33,774.51	\$ 35,766.67	\$ -	

SOUTHWEST DELAWARE COUNTY MUNICIPAL AUTHORITY


S&T/IWSB Operating and Customer Deposits Accounts - Analysis Current Year to Prior Year

For Period of October 2022 to October 2021

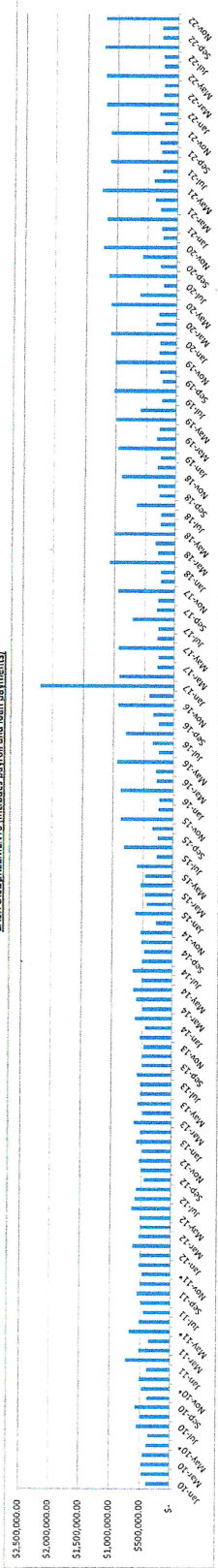
	<u>Oct-22</u>	<u>Oct-21</u>	<u>Variance</u>
Cash Balance - Beginning			
Customer Deposits Account	\$ 36,208.27	\$ 73,637.53	\$ (37,429.26)
Operating Account	\$ 9,437.56	\$ 11,710.34	\$ (2,272.78)
Total Cash Balance - Beginning	\$ 45,645.83	\$ 85,347.87	\$ (39,702.04)
Cash Receipts			
Accounts Receivable Collections	\$ 301,419.14	\$ 415,348.42	\$ (113,929.28)
New Connection Fees			\$ -
Conveyance Fees			\$ -
Escrow - Delinquent Customer Accounts			\$ -
Escrow - Engineering		\$ 3,000.00	\$ (3,000.00)
Escrow - Developer's Projects			\$ -
Sale of Property and Easement Conveyance			\$ -
Insurance Claim Reimbursement			\$ -
Utility Reimbursement/PA One Call Refund			\$ -
Interest Income	\$ 10.85	\$ 11.59	\$ (0.74)
Deferred Income			\$ -
Grant Funds			\$ -
COBRA Payment			\$ -
Misc Income - 941 Refund, Insurance Class Action Settlement			\$ -
Total Cash Receipts	\$ 301,429.99	\$ 418,360.01	\$ (116,930.02)
Cash Disbursements			
Payroll (net payroll, taxes and processing fee)	\$ 20,681.64	\$ 21,580.91	\$ (899.27)
2017 Sewer Note	\$ 106,543.40	\$ 109,573.07	\$ (3,029.67)
MTSA Note Payable			\$ -
Sales - Credits Refunded	\$ 130.10	\$ 414.67	\$ (284.57)
Return of Customer Escrow			\$ -
Refund of Engineering Escrow			\$ -
Refund of Developer's Escrow			\$ -
Capital Improvements			\$ -
Prepaid Insurance/Expenses			\$ -
Insurance Expense	\$ 3,528.00		\$ 3,528.00
Escrow Release - Engineering Fees	\$ 2,450.00	\$ 1,845.50	\$ 604.50
Cost of Goods Sold		\$ 1,503.80	\$ (1,503.80)
Plant			\$ -
Collections	\$ 103,251.59	\$ 134,881.71	\$ (31,630.12)
Maintenance			\$ -
Administration	\$ 39,214.27	\$ 33,581.20	\$ 5,633.07
Total Cash Disbursements	\$ 275,799.00	\$ 303,380.86	\$ (27,581.86)
Account Transfers			
Account Transfers Received	\$ 184,500.00	\$ 232,000.00	\$ (47,500.00)
Account Transfers Sent	\$ (186,000.00)	\$ (309,000.00)	\$ 123,000.00
Total Account Transfers (difference to MMA #2)	\$ (1,500.00)	\$ (77,000.00)	\$ 75,500.00
Cash Balance - Ending	\$ 69,776.82	\$ 123,327.02	\$ (53,550.20)

SOUTHWEST DELAWARE COUNTY MUNICIPAL AUTHORITY
For Period 1/1/10-12/31/22


CASH COLLECTIONS - ACCOUNTS RECEIVABLE SEWER - ALL CUSTOMERS




CASH DISBURSEMENTS (includes payroll and loan payments)



ACCOUNTS RECEIVABLE - SEWER (Residential, Commercial & Industrial)




CASH BALANCES - ALL SBT ACCOUNTS



SOUTHWEST DELAWARE COUNTY MUNICIPAL AUTHORITY
For Period 1/1/20-12/31/22

ACCOUNTS RECEIVABLE BALANCE - PANDEMIC



QUARTERLY BILLING (Includes A/R Totals)

1/31/2020	\$ 1,444,443.76
4/30/2020	1,413,446.20
7/31/2020	1,401,371.02
10/31/2020	1,459,223.61
1/31/2021	1,477,091.97
4/30/2021	1,440,107.65
7/31/2021	1,455,794.68
10/31/2021	1,512,857.78
1/31/2022	1,500,000.00
4/30/2022	1,487,381.50
7/31/2022	1,463,510.77
10/31/2022	1,513,348.01

