

Southwest Delaware County Municipal Authority  
One Gamble Lane  
P.O. Box 2466  
Aston, PA 19014-0466  
Minutes of the Meeting  
May 22, 2023

The General Meeting was called to order by Chairman Leonard Balestrieri at 8:30 p.m. with a quorum present.

Board members in attendance:

- Mr. Leonard Balestrieri
- M. Thomas Cozza
- Mr. John Zwiercan
- Mr. John Saudarg (via ZOOM)

Also in attendance:

- Mr. Francis J. Catania, Esquire, Authority Solicitor (via ZOOM)
- Mr. James Gade, Stantec Consulting Services, Inc.
- Mr. Frederick Tasker, Contract Services Coordinator
- Ms. Cecelia Nelson, Authority Administrator

**Pledge of Allegiance**

The Pledge of Allegiance was recited by all present.

**Board Actions**

A motion was made by Mr. Cozza, second by Mr. Zwiercan and approved on a 4 to 0 vote authorizing the May engineering escrow release to Stantec totaling \$2,124.50 for the following projects:

2260.63	Camp Meeting	\$ 163.50
2270.90	RGM-Powell Road Townhouses	616.00
2270.92	Holefelder 108 Old Pennell Road	210.00
2270.93	Lehr 29 Roberta Drive	1,135.00

A motion was made by Mr. Cozza, second by Mr. Zwiercan and approved on a 4 to 0 vote authorizing the Authority Administrator to transfer funds of \$54,600.00 from Money Market Account #1 to the Operating Account for the purchase of a generator and automatic transfer switch from Kinsley Group Inc., paid in December 2022 and May 2023, as part of the 2023 Capital Improvements budget for improvements to the Woodbrook Pump Station.

A motion was made by Mr. Saudarg, second by Mr. Balestrieri and approved on a 4 to 0 vote to amend the Meeting Agenda for May 22, 2023 that was posted to the SWDCMA website in advance of the meeting.

A motion was made by Mr. Cozza, second by Mr. Balestrieri and approved on a 4 to 0 vote to award the contract for the electrical improvements at the Woodbrook Pump Station to AJM Electric, Inc. as the lowest responsible bidder at a cost not to exceed \$92,000.00.

### **Operations Committee and Engineer's Report**

Mr. Gade presented an update on the ongoing operations issues at the work session.

Mr. Catania provided a version of metes and bounds and a revised Deed of Dedication for the Brookefield project to the Authority Engineer for his review and comments. The Authority Engineer advised that the metes and bounds report was not accurate. The Authority Solicitor asked that the Authority Engineer also review the revised Deed of Dedication, along with the exhibits that were attached, and provide his comments.

Mr. Gade gave a status update on the One Smithbridge Road and Camp Meeting projects.

As part of the Rose Hill low pressure sanitary sewer construction along Llewellyn Road, Mr. Gade reported that the Authority had Bloodhound utility locator service attempt to locate the tracer stations and the Brookefield force main. This attempt was unsuccessful so the next step will be to work with the contractor on locating the tracer stations and force main as it is the same contractor who constructed it. Following discussion between Mr. Gade and Mr. Tasker it was agreed that a discussion with the contractor will be held in advance of any digging in the area to prevent damaging the force main.

Mr. Gade reported that repairs are underway by Standard Pipe Services to the initial work on the Deep Siphon that did not resolve the leak issue. Mr. Tasker will monitor the progress of the repairs to confirm there is no further leaking. No payment will be issued until approved by the Authority Engineer.

Mr. Gade reported that he is awaiting an update from DELCORA on the smoke testing in sewer shed SA05-01.

Mr. Gade updated the Board that the I&I removal project is continuing as scheduling allows for Standard Pipe Services.

Mr. Gade reported that DCED approved the Authority's request for a one-year extension, until June 2024, on the PA Small Water and Sewer Grant awards from 2020. Mr. Gade expects to start the bids on these projects in August 2023 for Board approval in October 2023.

Mr. Gade advised the Board of the multiple attempts to contact the design engineer on the Chester Creek Rails to Trails project to discuss the conflicts for performing maintenance and repairs at the Deep and Mildred Lane siphons. The Authority Engineer will update the Board when communications occur.

Mr. Gade and Mr. Tasker presented the findings of the CAP work in the I-95 Industrial Park. When the work has been completed, Mr. Tasker will submit his report and notice will be sent to

property owners advising of conflicts caused by their facility expansions and their financial responsibility if access to the sanitary sewer is hindered by these expansions.

Ms. Nelson provided the flow information through April 30, 2023 to the Board, which includes the annual true up of the Delcora budgeted flows.

**Minutes of the previous meeting**

The minutes from the April 24, 2023 General Board Meeting were presented on a motion by Mr. Zwiercan, second by Mr. Saudarg and approved on a 4 to 0 vote.

**Treasurer's Report**

Mr. Cozza presented the May treasurer's report in oral form followed by a review of the Authority's statement of cash. The May 22, 2023 Treasurer's Report, inclusive of accounts payable disbursements, was presented on a motion by Mr. Zwiercan, second by Mr. Balestrieri and approved on a 4 to 0 vote.

**Finance Committee**

Mr. Cozza presented the May 2023 adjustments for sewer service accounts, which totaled \$13,068.28 net credit. On a motion by Mr. Zwiercan and second by Mr. Balestrieri, May sewer service account adjustments were approved on a 4 to 0 vote.

Ms. Nelson presented a list of 46 customers, with balances totaling \$329,274.00, that comprise the total delinquent accounts receivable balance, excluding accounts in agreed upon payment plans. Ms. Nelson proposed that the Authority begin executing on the liens on these properties to reduce the balance owed as all other collection efforts have been exhausted. Ms. Nelson presented a list of seven properties, comprised of 5 rental properties and 2 well water properties, to begin the process. These properties were selected based on the account balance and length of delinquency of the account. Following further discussion, the Board authorized Ms. Nelson to move forward with this next step to collect these delinquent accounts.

Ms. Nelson presented the detailed transaction statement for account #132840-001. Ms. Nelson explained that this property was sold at Sheriff's sale in September 2021 and the proceeds received from this sale covered the actual service charges plus approximately \$3,500 toward total penalties and interest of \$22,325. Ms. Nelson was requesting Board approval to write off the unpaid penalties and interest on this account, with the understanding that the Authority would not release the personal judgement against the owner of \$16,426.29 that may possibly be collected in the future. The Board authorized Ms. Nelson to write off the uncollected fees and to contact the new property owner and advise them of this action.

**Long Range Planning Committee**

None

**Negotiations Committee**

None

**Solicitor's Report**

Mr. Catania provided an update on developments in the ongoing legal actions of the Authority.

**Executive Session**

None

**Other Business**

None

**Adjournment**

The meeting was adjourned at 8:33 p.m.

Attested by,

A handwritten signature in black ink that reads "John Zuercher". The signature is written in a cursive style with a large initial "J" and a long, sweeping underline.

Secretary, Board of Directors

**SOUTHWEST DELAWARE COUNTY MUNICIPAL AUTHORITY**

**Treasurer's Report**

**For Period of April 25, 2023 - May 22, 2023**

<b>Opening Cash Balance @ 4/25/23 available for Operations</b>	<b>\$ 1,273,971.67</b>	
S&T Customer Deposits Account		\$ 105,155.20
S&T Developers Escrow Account		\$ 103,394.92
S&T Operating Account		\$ (12,732.18)
S&T Money Market Account #2		\$ 2,859.68
S&T Money Market Account #1 - Board Restricted		\$ 1,074,559.88
IWSB Operating Account		\$ 734.17
<b>Total Receipts for Reporting Period</b>	<b>\$ 884,958.33</b>	
Deposits - A/R Collections		\$ 878,085.43
Deposits - New Connection Fees		\$ -
Deposits - Escrow Payments - Delinquent Accounts		\$ -
Deposits - Escrow Payments - Engineering Fees		\$ 5,220.64
Deposits - Escrow Payments - Developer Projects		\$ -
Deposits - Insurance and Damage Claim Reimbursements		\$ -
Deposits - Property Sale and Easement Conveyance		\$ -
Deposits - Interest Income		\$ 1,652.26
Deposits - Deferred Income		\$ -
Deposits - Grant Funds		\$ -
Deposits - COBRA		\$ -
Deposits - Utility Reimbursement/PA One Call Refund		\$ -
Deposits - S&T Sewer Revenue Note - Series of 2017		\$ -
Deposits - Misc Income (941 Refund)		\$ -
<b>Total Disbursements for Reporting Period</b>	<b>\$ (1,281,535.47)</b>	
Vendor Disbursements		\$ (1,154,851.79)
Payroll		\$ (21,541.12)
Sewer Revenue Note - Series of 2017 Payments		\$ (105,028.56)
Transfer of Escrow Payments		\$ -
Bank Service Charges		\$ (114.00)
<b>Ending Cash Balance @ 5/22/23 available for Operations</b>	<b>\$ 877,394.53</b>	
S&T Customer Deposits Account		\$ 223,433.05
S&T Developers Escrow Account		\$ 103,394.92
S&T Operating Account		\$ (1,119,592.58)
S&T Money Market Account #2		\$ 601,873.29
S&T Money Market Account #1 - Board Restricted		\$ 1,067,551.68
IWSB Operating Account		\$ 734.17
<b>Accounts Receivable</b>	<b>\$ 1,073,556.38</b>	
<b>S&amp;T Delinquent Customer Escrow Account</b>	<b>\$ 985.58</b>	
<b>S&amp;T Sewer Revenue Note - Series of 2017</b>	<b>\$ 1,514,835.28</b>	
<b>Total Accounts Payable for Board Approval</b>	<b>\$ 1,153,374.29</b>	
<b>Total Disbursements for Board Signature on 5/22/23</b>	<b>\$ (1,153,374.29)</b>	
<b>Accounts Payable Balance after Disbursements of 5/22/23</b>	<b>\$ -</b>	

**SOUTHWEST DELAWARE COUNTY MUNICIPAL AUTHORITY**

Cash Accounts Summary

For Period of April 25, 2023 - May 22, 2023

	1120-1120.11 S&T	1120.12 S&T	1122 S&T	1125 S&T	1124 S&T	1132 IWSB	1121 S&T
	Customer Deposits	Developer's Escrow	Operating Account	Money Market 2	Money Market Account #1 - Board Restricted	Operating Account	Delinquent Customer Escrow
<b>Opening Balances @ 4/25/23</b>	\$ 105,155.20	\$ 103,394.92	\$ (12,732.18)	\$ 2,859.68	\$ 1,074,559.88	\$ 734.17	\$ 985.58
Deposits - A/R Collections	\$ 878,085.43						
Deposits - New Connection Fees							
Deposits - Escrow Payments - Delinquent Accounts	\$ 5,220.64						
Deposits - Escrow Payments - Engineering Fees							
Deposits - Escrow Payments - Developer Projects							
Deposits - Insurance and Damage Claim Reimbursements							
Deposits - Property Sale and Easement Conveyance							
Deposits - Interest Income	\$ 0.34		\$ 10.03	\$ 13.61	\$ 1,628.28		
Deposits - Deferred Income							
Deposits - Grant Funds							
Deposits - COBRA							
Deposits - Utility Reimbursement/PA One Call Refund							
Deposits - Misc Income (941 Refund, Insurance Class Action Settlement)							
Disbursements for Operations				\$ (1,154,851.79)			
Payroll				\$ (21,541.12)			
Bank Fees				\$ (114.00)			
Note Payable - S&T Sewer Revenue Note - Series of 2017	\$ (105,028.56)						
Account Transfers Received	\$ 27,000.00		\$ 69,636.48	\$ 599,000.00			
Account Transfers Sent	\$ (687,000.00)				\$ (8,636.48)		
<b>Ending Balances @ 5/22/23</b>	\$ 223,433.05	\$ 103,394.92	\$ (1,119,592.58)	\$ 601,873.29	\$ 1,067,551.68	\$ 734.17	\$ 985.58
<b>CASH AVAILABLE FOR OPERATIONS</b>				\$	\$	\$ 877,394.53	

**SOUTHWEST DELAWARE COUNTY MUNICIPAL AUTHORITY**

**Summary of Operating Income and Expenses**

Year	Month	Total Income	Total Expenses	Total +/- This Month	Total +/- YTD
<b>Opening Balance</b>					\$ <b>1,232,224.39</b>
2019	Jan	\$ 128,200.44	\$ 251,826.57	\$ (123,626.13)	\$ 1,108,598.26
	Feb	\$ 1,166,191.99	\$ 957,859.96	\$ 208,332.03	\$ 1,316,930.29
	Mar	\$ 254,339.20	\$ 322,939.28	\$ (68,600.08)	\$ 1,248,330.21
	Apr	\$ 313,874.54	\$ 277,126.99	\$ 36,747.55	\$ 1,285,077.76
	May	\$ 933,892.76	\$ 998,015.37	\$ (64,122.61)	\$ 1,220,955.15
	Jun	\$ 180,169.25	\$ 596,629.60	\$ (416,460.35)	\$ 804,494.80
	Jul	\$ 424,402.19	\$ 235,323.65	\$ 189,078.54	\$ 993,573.34
	Aug	\$ 932,563.67	\$ 1,027,806.74	\$ (95,243.07)	\$ 898,330.27
	Sep	\$ 176,161.33	\$ 231,230.67	\$ (55,069.34)	\$ 843,260.93
	Oct	\$ 442,640.17	\$ 273,487.26	\$ 169,152.91	\$ 1,012,413.84
	Nov	\$ 819,206.54	\$ 1,010,034.27	\$ (190,827.73)	\$ 821,586.11
	Dec	\$ 193,882.97	\$ 289,914.15	\$ (96,031.18)	\$ 725,554.93
<b>YTD TOTALS</b>		\$ <b>5,965,525.05</b>	\$ <b>6,472,194.51</b>		
2020	Jan	\$ 310,543.92	\$ 277,858.64	\$ 32,685.28	\$ 758,240.21
	Feb	\$ 1,115,247.74	\$ 1,089,691.70	\$ 25,556.04	\$ 783,796.25
	Mar	\$ 190,808.45	\$ 348,800.79	\$ (157,992.34)	\$ 625,803.91
	Apr	\$ 263,523.89	\$ 298,532.57	\$ (35,008.68)	\$ 590,795.23
	May	\$ 938,979.01	\$ 1,086,559.95	\$ (147,580.94)	\$ 443,214.29
	Jun	\$ 201,848.08	\$ 617,692.60	\$ (415,844.52)	\$ 27,369.77
	Jul	\$ 368,495.38	\$ 223,561.89	\$ 144,933.49	\$ 172,303.26
	Aug	\$ 1,065,513.48	\$ 1,125,233.84	\$ (59,720.36)	\$ 112,582.90
	Sep	\$ 209,755.97	\$ 277,698.87	\$ (67,942.90)	\$ 44,640.00
	Oct	\$ 611,710.90	\$ 582,539.89	\$ 29,171.01	\$ 73,811.01
	Nov	\$ 1,294,624.56	\$ 1,218,011.77	\$ 76,612.79	\$ 150,423.80
	Dec	\$ 229,196.57	\$ 239,162.72	\$ (9,966.15)	\$ 140,457.65
<b>YTD TOTALS</b>		\$ <b>6,800,247.95</b>	\$ <b>7,385,345.23</b>		
2021	Jan	\$ 201,463.70	\$ 262,865.33	\$ (61,401.63)	\$ 79,056.02
	Feb	\$ 1,216,637.25	\$ 1,162,632.28	\$ 54,004.97	\$ 133,060.99
	Mar	\$ 314,495.92	\$ 286,270.79	\$ 28,225.13	\$ 161,286.12
	Apr	\$ 179,392.59	\$ 376,575.12	\$ (197,182.53)	\$ (35,896.41)
	May	\$ 1,383,677.03	\$ 1,247,021.78	\$ 136,655.25	\$ 100,758.84
	Jun	\$ 399,114.64	\$ 394,813.51	\$ 4,301.13	\$ 105,059.97
	Jul	\$ 333,669.57	\$ 253,910.20	\$ 79,759.37	\$ 184,819.34
	Aug	\$ 1,075,383.80	\$ 1,114,565.85	\$ (39,182.05)	\$ 145,637.29
	Sep	\$ 231,083.84	\$ 269,424.60	\$ (38,340.76)	\$ 107,296.53
	Oct	\$ 418,348.27	\$ 303,380.86	\$ 114,967.41	\$ 222,263.94
	Nov	\$ 1,006,596.41	\$ 1,108,144.03	\$ (101,547.62)	\$ 120,716.32
	Dec	\$ 227,834.10	\$ 225,427.36	\$ 2,406.74	\$ 123,123.06
<b>YTD TOTALS</b>		\$ <b>6,987,697.12</b>	\$ <b>7,005,031.71</b>		
2022	Jan	\$ 283,899.65	\$ 310,570.13	\$ (26,670.48)	\$ 96,452.58
	Feb	\$ 1,161,730.79	\$ 1,187,206.77	\$ (25,475.98)	\$ 70,976.60
	Mar	\$ 264,920.28	\$ 249,332.38	\$ 15,587.90	\$ 86,564.50
	Apr	\$ 413,508.30	\$ 235,819.87	\$ 177,688.43	\$ 264,252.93
	May	\$ 1,067,278.97	\$ 1,195,551.87	\$ (128,272.90)	\$ 135,980.03
	Jun	\$ 194,768.14	\$ 241,501.67	\$ (46,733.53)	\$ 89,246.50
	Jul	\$ 236,479.26	\$ 249,805.86	\$ (13,326.60)	\$ 75,919.90
	Aug	\$ 1,221,286.17	\$ 1,220,805.79	\$ 480.38	\$ 76,400.28
	Sep	\$ 242,073.91	\$ 270,911.21	\$ (28,837.30)	\$ 47,562.98
	Oct	\$ 301,433.76	\$ 275,799.00	\$ 25,634.76	\$ 73,197.74
	Nov	\$ 1,335,308.20	\$ 1,198,300.24	\$ 137,007.96	\$ 210,205.70
	Dec	\$ 115,835.08	\$ 243,431.33	\$ (127,596.25)	\$ 82,609.45
<b>YTD TOTALS</b>		\$ <b>6,838,522.51</b>	\$ <b>6,879,036.12</b>		
2023	Jan	\$ 573,420.43	\$ 243,225.85	\$ 330,194.58	\$ 412,804.03
	Feb	\$ 1,030,594.81	\$ 1,280,188.68	\$ (249,593.87)	\$ 163,210.16
	Mar	\$ 325,012.78	\$ 282,073.17	\$ 42,939.61	\$ 206,149.77
	Apr	\$ 256,592.31	\$ 229,889.56	\$ 26,702.75	\$ 232,852.52
	May	\$ 738,750.59	\$ 1,161,760.26	\$ (423,009.67)	\$ (190,157.15)
	Jun			\$ -	\$ (190,157.15)
	Jul			\$ -	\$ (190,157.15)
	Aug			\$ -	\$ (190,157.15)
	Sep			\$ -	\$ (190,157.15)
	Oct			\$ -	\$ (190,157.15)
	Nov			\$ -	\$ (190,157.15)
	Dec			\$ -	\$ (190,157.15)
<b>YTD TOTALS</b>		\$ <b>2,924,370.92</b>	\$ <b>3,197,137.52</b>		

**SOUTHWEST DELAWARE COUNTY MUNICIPAL AUTHORITY**  
**Statement of Cash Position - IWSB/DNB Operating and Customer Deposits Accounts**  
 For Period of January 1, 2019 - December 31, 2019

	Jan-19	Feb-19*	Mar-19	Apr-19	May-19*	Jun-19	Jul-19	Aug-19*	Sep-19	Oct-19	Nov-19*	Dec-19	YTD
<b>Cash Balance - Beginning</b>													
Customer Deposits Account	\$ 49,436.06	\$ 66,836.37	\$ 188,921.35	\$ 65,713.56	\$ 74,800.82	\$ 171,897.47	\$ 36,885.59	\$ 196,135.00	\$ 158,127.58	\$ 28,956.79	\$ 200,755.33	\$ 197,148.54	\$ 1,400,355.53
Operating Account	\$ 27,594.68	\$ 31,069.55	\$ 42,808.22	\$ 17,896.87	\$ 33,042.80	\$ 25,314.51	\$ 20,444.18	\$ 48,937.49	\$ 39,259.00	\$ 37,015.87	\$ 39,707.78	\$ 46,105.83	\$ 397,077.83
<b>Total Cash Balance - Beginning</b>	\$ 77,030.74	\$ 97,905.92	\$ 231,729.57	\$ 83,610.43	\$ 107,843.62	\$ 197,211.98	\$ 57,329.77	\$ 245,072.49	\$ 197,386.58	\$ 65,972.66	\$ 240,463.11	\$ 243,254.37	\$ 1,800,433.36
<b>Cash Receipts</b>													
Accounts Receivable Collections	\$ 110,429.87	\$ 1,162,875.91	\$ 253,705.28	\$ 305,700.83	\$ 930,504.77	\$ 179,596.75	\$ 416,724.92	\$ 930,609.63	\$ 175,680.42	\$ 435,911.40	\$ 801,859.32	\$ 193,320.79	\$ 5,895,919.89
New Connection Fees	\$ 10,322.00									\$ 7,974.00	\$ 15,948.00		\$ 34,244.00
Conveyance Fees													
Escrow - Delinquent Customer Accounts	\$ 5,069.13	\$ 2,538.81			\$ 2,444.83		\$ 1,213.95	\$ 1,243.54					\$ 12,510.26
Escrow - Engineering	\$ 1,800.00		\$ 7,500.00						\$ 6,000.00		\$ 700.00		\$ 16,000.00
Escrow - Developer's Projects													
Sale of Property and Easement Conveyance													
Insurance Claim Reimbursement							\$ 6,013.28						\$ 6,013.28
Utility Reimbursement/PA One Call Refund													
Interest Income	\$ 80.75	\$ 268.89	\$ 114.86	\$ 159.35	\$ 434.13	\$ 150.64	\$ 114.22	\$ 267.66	\$ 136.33	\$ 92.31	\$ 318.21	\$ 243.71	\$ 2,381.06
Deferred Income													
Grant Funds													
COBRA Payment													
Misc Income - 941 Refund, Insurance Class Action Settlement													
<b>Total Cash Receipts</b>	\$ 127,701.75	\$ 1,165,683.61	\$ 253,820.14	\$ 313,360.18	\$ 933,383.73	\$ 179,747.39	\$ 424,066.37	\$ 932,120.83	\$ 175,816.75	\$ 449,977.71	\$ 818,825.53	\$ 193,564.50	\$ 5,968,068.49
<b>Cash Disbursements</b>													
Payroll (net payroll, taxes and processing fee)	\$ 26,517.53	\$ 20,921.95	\$ 22,549.03	\$ 20,935.72	\$ 26,151.95	\$ 20,982.22	\$ 20,961.94	\$ 26,263.10	\$ 20,949.92	\$ 24,552.90	\$ 22,567.86	\$ 20,993.64	\$ 274,347.76
2017 Sewer Note	\$ 118,468.52	\$ 116,507.64	\$ 117,913.07	\$ 117,113.57	\$ 117,408.12	\$ 116,608.63	\$ 116,869.51	\$ 116,617.05	\$ 115,854.21	\$ 116,086.86	\$ 115,346.27	\$ 115,565.08	\$ 1,400,355.53
MTSA Note Payable			\$ 30,000.00										\$ 30,000.00
Sales - Credits Refunded	\$ 1,459.92	\$ 283.29	\$ 2,946.04	\$ 83.03	\$ 715.99	\$ 370.11	\$ 184.09	\$ 599.50		\$ 187.62	\$ 224.03	\$ 368.06	\$ 7,138.39
Return of Customer Escrow	\$ 955.56	\$ 283.29	\$ 172.67	\$ 325.00		\$ 753.40	\$ 619.28			\$ 636.10			\$ 3,745.30
Refund of Engineering Escrow										\$ 1,917.00			\$ 1,917.00
Refund of Developer's Escrow													
Capital Improvements	\$ 2,550.00	\$ 5,242.50		\$ 6,375.00					\$ 5,818.23	\$ 11,812.77	\$ 5,382.00		\$ 37,180.50
Prepaid Insurance/Expenses	\$ 290.75	\$ 267.75	\$ 2,538.00		\$ 3,724.75		\$ 32,473.93	\$ 267.75	\$ 267.75	\$ 16,364.00		\$ 2,297.00	\$ 58,223.93
Escrow Release - Engineering Fees	\$ 261.50	\$ 508.50			\$ 1,086.00	\$ 768.00	\$ 198.00	\$ 1,019.00	\$ 990.00	\$ 594.00	\$ 641.00		\$ 6,066.00
Cost of Goods Sold	\$ 900.97	\$ 728,259.95	\$ 856.58	\$ 736.96	\$ 728,042.16	\$ 354,629.91	\$ 584.29	\$ 728,116.73	\$ 634.95	\$ 618.50	\$ 728,052.05	\$ 671.78	\$ 3,272,104.83
Plant													
Collections	\$ 71,891.00	\$ 57,573.65	\$ 92,244.67	\$ 107,121.42	\$ 79,917.01	\$ 78,030.35	\$ 61,923.69	\$ 88,869.28	\$ 67,537.79	\$ 69,346.12	\$ 107,852.28	\$ 119,352.09	\$ 1,001,659.35
Maintenance													
Administration	\$ 28,530.82	\$ 28,294.73	\$ 51,781.22	\$ 24,436.29	\$ 40,969.39	\$ 24,486.98	\$ 33,982.85	\$ 33,848.15	\$ 19,180.82	\$ 31,371.39	\$ 29,968.78	\$ 28,797.50	\$ 375,648.92
<b>Total Cash Disbursements</b>	\$ 251,826.57	\$ 957,859.96	\$ 322,939.28	\$ 277,126.99	\$ 998,015.37	\$ 596,629.60	\$ 235,323.65	\$ 1,027,806.74	\$ 231,230.67	\$ 273,487.26	\$ 1,010,034.27	\$ 289,914.15	\$ 6,472,194.51
<b>Account Transfers</b>													
Account Transfers Received	\$ 237,000.00	\$ 966,000.00	\$ 290,000.00	\$ 292,000.00	\$ 980,000.00	\$ 590,000.00	\$ 260,000.00	\$ 1,016,000.00	\$ 228,000.00	\$ 274,000.00	\$ 1,000,000.00	\$ 267,000.00	\$ 2,670,000.00
Account Transfers Sent	\$ (92,000.00)	\$ (1,040,000.00)	\$ (369,000.00)	\$ (304,000.00)	\$ (826,000.00)	\$ (313,000.00)	\$ (261,000.00)	\$ (968,000.00)	\$ (304,000.00)	\$ (276,000.00)	\$ (806,000.00)	\$ (336,000.00)	\$ (6,000,000.00)
<b>Total Account Transfers (difference to MIMA #2)</b>	\$ 145,000.00	\$ (74,000.00)	\$ (79,000.00)	\$ (12,000.00)	\$ 154,000.00	\$ 277,000.00	\$ (1,000.00)	\$ 48,000.00	\$ (76,000.00)	\$ (2,000.00)	\$ 194,000.00	\$ (69,000.00)	\$ (3,330,000.00)
<b>Cash Balance - Ending</b>	\$ 97,905.92	\$ 231,729.57	\$ 83,610.43	\$ 107,843.62	\$ 197,211.98	\$ 57,329.77	\$ 245,072.49	\$ 197,386.58	\$ 65,972.66	\$ 240,463.11	\$ 243,254.37	\$ 77,904.72	\$ 1,800,433.36

\*Denotes Due Date month on quarterly billing

**SOUTHWEST DELAWARE COUNTY MUNICIPAL AUTHORITY**  
**Statement of Cash Position - I/MSB/DNB/S&T Operating and Customer Deposits Accounts**  
 For Period of January 1, 2020 - December 31, 2020

	Jan-20	Feb-20*	Mar-20	Apr-20	May-20*	Jun-20	Jul-20	Aug-20*	Sep-20	Oct-20	Nov-20*	Dec-20	YTD
<b>Cash Balance - Beginning</b>	\$ 50,904.25	\$ 218,734.25	\$ 195,277.64	\$ 26,000.56	\$ 97,256.09	\$ 184,487.72	\$ 35,575.42	\$ 41,402.56	\$ 145,004.31	\$ 22,871.22	\$ 98,738.56	\$ 160,024.05	
Customer Deposits Account	\$ 27,000.47	\$ 29,584.32	\$ 19,807.99	\$ 32,192.82	\$ 27,753.55	\$ 25,703.69	\$ (14,358.84)	\$ 21,744.72	\$ (58,661.74)	\$ 11,708.56	\$ (115,993.24)	\$ (22,212.74)	
Operating Account	\$ 77,904.72	\$ 248,318.57	\$ 215,085.63	\$ 58,193.38	\$ 120,009.64	\$ 210,191.41	\$ 21,216.58	\$ 63,147.28	\$ 86,342.57	\$ 34,579.78	\$ (17,254.68)	\$ 137,811.31	
<b>Total Cash Balance - Beginning</b>	\$ 291,953.14	\$ 1,100,965.95	\$ 204,254.34	\$ 263,322.61	\$ 938,692.31	\$ 201,880.33	\$ 368,433.28	\$ 957,736.97	\$ 209,715.99	\$ 249,882.13	\$ 994,514.47	\$ 193,158.49	\$ 5,974,510.01
<b>Cash Receipts</b>													
Accounts Receivable Collections													\$ 9,984.18
New Connection Fees													\$ -
Conveyance Fees													\$ -
Escrow - Delinquent Customer Accounts			\$ 1,478.98										\$ 1,478.98
Escrow - Engineering										\$ 1,800.00			\$ 1,800.00
Escrow - Developer's Projects													\$ -
Sale of Property and Easement Conveyance													\$ -
Insurance Claim Reimbursement													\$ -
Utility Reimbursement/PA One Call Refund													\$ -
Interest Income	\$ 10,697.87	\$ 337.50					\$ 33.00						\$ 35,946.20
Deferred Income	\$ 121.48	\$ 303.97	\$ 175.22	\$ 26.22	\$ 49.41	\$ 103.37	\$ 26.31	\$ 38.75	\$ 20.09	\$ 23.30	\$ 63.29	\$ 66.32	\$ 1,017.73
Grant Funds													\$ -
COBRA Payment								\$ 153.41					\$ -
Misc Income - 941 Refund, Insurance, Class Action Settlement													\$ -
<b>Total Cash Receipts</b>	\$ 310,272.49	\$ 1,114,958.76	\$ 205,908.54	\$ 263,348.83	\$ 938,741.72	\$ 201,983.70	\$ 368,492.59	\$ 974,813.31	\$ 209,736.08	\$ 251,705.43	\$ 994,577.76	\$ 229,171.01	\$ 6,063,710.22
<b>Cash Disbursements</b>													
Payroll (net payroll, taxes and processing fee)	\$ 29,488.71	\$ 21,016.45	\$ 20,974.99	\$ 24,951.52	\$ 22,642.80	\$ 21,057.87	\$ 26,269.60	\$ 21,057.88	\$ 24,795.10	\$ 26,035.57	\$ 20,766.24	\$ 36,694.04	\$ 295,750.77
2017 Sewer Note	\$ 115,321.01	\$ 114,134.40	\$ 114,782.42	\$ 114,067.08	\$ 114,265.00	\$ 112,300.87	\$ 113,360.16	\$ 113,511.64	\$ 113,250.75	\$ 112,602.73	\$ 112,728.98	\$ 112,097.79	\$ 1,362,422.83
MTSA Note Payable			\$ 30,000.00										\$ 30,000.00
Sales - Credits Refunded													\$ -
Return of Customer Escrow													\$ -
Refund of Engineering Escrow													\$ -
Refund of Developer's Escrow													\$ -
Capital Improvements													\$ -
Prepaid Insurance/Expenses	\$ 293.75		\$ 273.75	\$ 898.00	\$ 2,963.00								\$ 401,252.93
Escrow Release - Engineering Fees	\$ 1,229.00	\$ 1,385.00		\$ 8,952.50	\$ 6,937.00	\$ 841.00	\$ 1,299.00	\$ 396.00	\$ 1,543.00	\$ 396.00	\$ 897.00	\$ 445.00	\$ 75,047.18
Cost of Goods Sold	\$ 799.91	\$ 847,112.97	\$ 618.50	\$ 762.29	\$ 846,944.49	\$ 407,477.27	\$ 701.72	\$ 846,343.75		\$ 595.74	\$ 847,852.17		\$ 3,799,208.81
Plant													\$ -
Collections	\$ 95,405.31	\$ 75,059.26	\$ 132,052.45	\$ 108,395.86	\$ 67,287.64	\$ 51,067.75	\$ 54,689.80	\$ 98,086.23	\$ 76,845.99	\$ 142,446.53	\$ 60,379.82	\$ 49,786.88	\$ 1,011,503.52
Maintenance													\$ -
Administration	\$ 35,320.95	\$ 30,887.55	\$ 49,740.59	\$ 40,505.32	\$ 25,032.65	\$ 24,742.54	\$ 25,027.03	\$ 25,286.98	\$ 24,743.50	\$ 30,333.11	\$ 35,549.42	\$ 31,827.74	\$ 378,997.38
<b>Total Cash Disbursements</b>	\$ 277,858.64	\$ 1,089,691.70	\$ 345,800.79	\$ 298,532.57	\$ 1,086,559.95	\$ 617,692.60	\$ 223,561.89	\$ 1,125,233.84	\$ 277,698.87	\$ 582,539.89	\$ 1,216,011.77	\$ 239,162.72	\$ 7,385,345.23
Account Transfers Received	\$ 275,000.00	\$ 1,057,000.00	\$ 355,000.00	\$ 300,000.00	\$ 1,090,000.00	\$ 571,000.00	\$ 245,000.00	\$ 1,040,000.00	\$ 339,000.00	\$ 442,000.00	\$ 1,291,000.00	\$ 294,000.00	\$ 11,819.60
Account Transfers Sent	\$ (137,000.00)	\$ (1,115,500.00)	\$ (369,000.00)	\$ (203,000.00)	\$ (852,000.00)	\$ (344,265.93)	\$ (348,000.00)	\$ (866,384.18)	\$ (322,800.00)	\$ (163,000.00)	\$ (912,500.00)	\$ (310,000.00)	\$ (16,000.00)
Total Account Transfers (difference to MMA #2)	\$ 138,000.00	\$ (58,500.00)	\$ (14,000.00)	\$ 97,000.00	\$ 238,000.00	\$ 226,734.07	\$ (103,000.00)	\$ 173,615.82	\$ 16,200.00	\$ 279,000.00	\$ 378,500.00	\$ (16,000.00)	\$ -
<b>Cash Balance - Ending</b>	\$ 248,318.57	\$ 215,085.63	\$ 58,193.38	\$ 120,009.64	\$ 210,191.41	\$ 21,216.58	\$ 63,147.28	\$ 86,342.57	\$ 34,579.78	\$ (17,254.68)	\$ 137,811.31	\$ 111,819.60	\$ -

\* Denotes Due Date month on quarterly billing

**SOUTHWEST DELAWARE COUNTY MUNICIPAL AUTHORITY**  
**Statement of Cash Position - S&T/WSB Operating and Customer Deposits Accounts**  
 For Period of January 1, 2021 - December 31, 2021

	Jan-21	Feb-21*	Mar-21	Apr-21	May-21*	Jun-21	Jul-21	Aug-21*	Sep-21	Oct-21	Nov-21*	Dec-21	YTD
<b>Cash Balance - Beginning</b>													
Customer Deposits Account	\$ 76,757.22	\$ 96,734.61	\$ 210,638.55	\$ 47,137.13	\$ 57,891.68	\$ 40,350.47	\$ 23,940.67	\$ 105,171.73	\$ 137,405.64	\$ 73,657.93	\$ 93,413.54	\$ 136,503.39	\$ 1,165,765.41
Operating Account	\$ 35,062.38	\$ (90,337.15)	\$ (934,302.15)	\$ 28,349.61	\$ (95,595.41)	\$ (74,529.64)	\$ 41,253.31	\$ 20,766.43	\$ 292.62	\$ 11,710.34	\$ 29,913.48	\$ (20,784.85)	\$ 18,296.00
<b>Total Cash Balance - Beginning</b>	\$ 111,819.60	\$ 6,397.46	\$ (723,663.60)	\$ 75,486.74	\$ (37,703.73)	\$ (34,179.17)	\$ 65,193.98	\$ 126,938.16	\$ 137,698.26	\$ 85,347.87	\$ 123,327.02	\$ 115,718.54	\$ 1,184,061.41
<b>Cash Receipts</b>													
Accounts Receivable Collections	\$ 186,937.14	\$ 1,165,859.78	\$ 272,830.68	\$ 170,393.84	\$ 956,536.28	\$ 109,315.05	\$ 341,042.27	\$ 1,075,311.92	\$ 231,056.66	\$ 415,348.42	\$ 1,006,409.76	\$ 234,723.81	\$ 6,165,765.41
New Connection Fees		\$ 10,322.00			\$ 7,974.00								\$ 18,296.00
Conveyance Fees													
Escrow - Delinquent Customer Accounts		\$ 479.29									\$ 113.00	\$ 97.00	\$ 689.29
Escrow - Engineering	\$ 1,800.00		\$ 7,200.00	\$ 3,800.00		\$ 7,000.00			\$ 3,000.00				\$ 22,800.00
Escrow - Developer's Projects	\$ 12,694.73		\$ 33,362.10		\$ 9,872.50								\$ 55,929.33
Sale of Property and Easement Conveyance													
Insurance Claim Reimbursement		\$ 41,803.34	\$ 998.00	\$ 5,183.04			\$ 193.00						\$ 48,177.38
Utility Reimbursement/PA One Call Refund		\$ 8,095.60											\$ 8,095.60
Interest Income	\$ 11.32	\$ 11.21	\$ 30.35	\$ 7.77	\$ 10.06	\$ 25.11	\$ 14.86	\$ 14.03	\$ 17.55	\$ 11.59	\$ 12.79	\$ 18.98	\$ 185.62
Deferred Income													
Grant Funds													
COBRA Payment													
Misc Income - 941 Refund, Insurance Class Action Settlement													
<b>Total Cash Receipts</b>	\$ 201,443.19	\$ 1,226,571.22	\$ 314,421.13	\$ 179,384.65	\$ 956,546.34	\$ 134,186.66	\$ 341,250.13	\$ 1,075,325.95	\$ 231,074.21	\$ 418,360.01	\$ 1,006,535.55	\$ 234,839.59	\$ 6,319,938.63
<b>Cash Disbursements</b>													
Payroll (net payroll, taxes and processing fee)	\$ 27,503.59	\$ 19,999.49	\$ 19,989.12	\$ 24,999.40	\$ 19,989.12	\$ 19,989.12	\$ 25,020.40	\$ 20,009.12	\$ 23,439.61	\$ 21,580.91	\$ 20,009.12	\$ 25,011.40	\$ 267,540.40
2017 Sewer Note	\$ 112,207.20	\$ 111,946.31	\$ 110,650.28	\$ 111,096.32	\$ 110,835.43	\$ 110,582.96	\$ 110,330.48	\$ 110,078.01	\$ 109,825.54	\$ 109,573.07	\$ 109,320.60	\$ 109,068.12	\$ 1,325,514.32
MISA Note Payable					\$ 30,000.00								\$ 30,000.00
Sales - Credits Refunded	\$ 218.41	\$ 1,688.11	\$ 1,204.44	\$ 78.36	\$ 100.00	\$ 289.42	\$ 432.25	\$ 993.89	\$ 347.75	\$ 414.67	\$ 1,442.13	\$ 538.70	\$ 7,748.13
Return of Customer Escrow	\$ 479.29												\$ 479.29
Refund of Engineering Escrow													
Refund of Developer's Escrow	\$ 28,140.00		\$ 31,520.00		\$ 92,019.00		\$ 8,559.00						\$ 160,238.00
Capital Improvements			\$ 9,885.84	\$ 49,371.12		\$ 13,620.00	\$ 19,830.00		\$ 37,380.39				\$ 130,087.35
Prepaid Expenses		\$ 7,071.75	\$ 252.75	\$ 898.00	\$ 4,011.75		\$ 14,729.33						\$ 26,963.58
Insurance Expense													
Escrow Release - Engineering Fees	\$ 3,108.50	\$ 5,238.00	\$ 576.00	\$ 3,716.00	\$ 7,069.50	\$ 1,528.00	\$ 1,264.00	\$ 396.00	\$ 7,499.00	\$ 1,845.50	\$ 3,375.00	\$ 3,375.00	\$ 14,249.00
Cost of Goods Sold	\$ 2,113.21	\$ 882,329.13	\$ 2,736.85	\$ 3,379.52	\$ 882,050.19	\$ 157,390.50	\$ 2,972.96	\$ 882,717.78	\$ 1,506.19	\$ 1,503.80	\$ 881,148.79	\$ 1,051.12	\$ 3,700,900.04
Plant													
Collections	\$ 54,310.71	\$ 108,032.56	\$ 72,716.31	\$ 114,056.31	\$ 59,812.32	\$ 73,723.29	\$ 55,562.55	\$ 62,087.46	\$ 57,420.64	\$ 134,881.71	\$ 53,877.31	\$ 58,456.04	\$ 904,937.21
Maintenance													
Administration	\$ 34,784.42	\$ 26,326.93	\$ 36,739.20	\$ 68,980.09	\$ 41,134.47	\$ 17,690.22	\$ 29,938.56	\$ 23,554.26	\$ 30,853.98	\$ 33,581.20	\$ 35,947.08	\$ 26,727.48	\$ 406,257.89
<b>Total Cash Disbursements</b>	\$ 262,865.33	\$ 1,162,632.28	\$ 286,270.79	\$ 376,575.12	\$ 1,247,021.78	\$ 394,813.51	\$ 253,910.20	\$ 1,114,565.85	\$ 269,424.60	\$ 303,380.86	\$ 1,108,144.03	\$ 225,427.36	\$ 7,005,031.71
<b>Account Transfers</b>													
Account Transfers Received	\$ 132,000.00	\$ 290,000.00	\$ 1,241,000.00	\$ 244,000.00	\$ 1,208,869.35	\$ 400,011.00	\$ 192,078.25	\$ 1,002,000.00	\$ 198,000.00	\$ 232,000.00	\$ 948,000.00	\$ 170,000.00	\$ 4,000,000.00
Account Transfers Sent	\$ (175,000.00)	\$ (1,084,000.00)	\$ (470,000.00)	\$ (160,000.00)	\$ (914,869.35)	\$ (40,011.00)	\$ (217,674.00)	\$ (952,000.00)	\$ (212,000.00)	\$ (309,000.00)	\$ (854,000.00)	\$ (211,000.00)	\$ (4,000,000.00)
<b>Total Account Transfers (difference to MIMA #2)</b>	\$ (43,000.00)	\$ (794,000.00)	\$ 771,000.00	\$ 84,000.00	\$ 294,000.00	\$ 360,000.00	\$ (25,595.75)	\$ 50,000.00	\$ (14,000.00)	\$ (77,000.00)	\$ 94,000.00	\$ (41,000.00)	\$ -
<b>Cash Balance - Ending</b>	\$ 6,397.46	\$ (723,663.60)	\$ 75,486.74	\$ (37,703.73)	\$ (34,179.17)	\$ 65,193.98	\$ 126,938.16	\$ 137,698.26	\$ 85,347.87	\$ 123,327.02	\$ 115,718.54	\$ 84,130.77	\$ 1,184,061.41

\*Denotes Due Date month on quarterly billing

**SOUTHWEST DELAWARE COUNTY MUNICIPAL AUTHORITY**  
**Statement of Cash Position - S&T/IWSB Operating and Customer Deposits Accounts**  
For Period of January 1, 2022 - December 31, 2022

	Jan-22	Feb-22*	Mar-22	Apr-22	May-22*	Jun-22	Jul-22	Aug-22*	Sep-22	Oct-22	Nov-22*	Dec-22	YTD
<b>Cash Balance - Beginning</b>													
Customer Deposits Account	\$ 51,159.41	\$ 79,244.08	\$ 215,173.90	\$ 49,762.47	\$ 67,204.02	\$ 207,625.41	\$ 43,795.75	\$ 42,965.13	\$ 127,896.76	\$ 36,208.27	\$ 84,584.29	\$ 200,125.23	\$ 1,289,124.61
Operating Account	\$ 32,971.36	\$ 15,225.56	\$ (1,034,253.96)	\$ 27,741.17	\$ 25,987.51	\$ (73,744.64)	\$ 21,348.93	\$ 17,851.28	\$ (55,893.96)	\$ 9,437.56	\$ (14,807.47)	\$ 7,212.64	\$ 30,000.00
<b>Total Cash Balance - Beginning</b>	\$ 84,130.77	\$ 94,469.64	\$ (819,080.06)	\$ 77,503.64	\$ 93,191.53	\$ 133,880.77	\$ 65,144.68	\$ 60,816.41	\$ 72,002.80	\$ 45,645.83	\$ 69,776.82	\$ 207,337.87	\$ 1,319,124.61
<b>Cash Receipts</b>													
Accounts Receivable Collections	\$ 281,667.77	\$ 1,135,764.23	\$ 255,387.29	\$ 399,677.44	\$ 934,252.50	\$ 194,723.07	\$ 236,469.88	\$ 1,197,005.75	\$ 257,047.38	\$ 301,419.14	\$ 1,034,460.61	\$ 214,086.36	\$ 6,421,961.42
New Connection Fees					\$ 7,974.00								\$ 7,974.00
Conveyance Fees													
Escrow - Delinquent Customer Accounts		\$ 0.23							\$ 4,977.08				\$ 4,977.31
Escrow - Engineering			\$ 3,000.00	\$ 3,500.00									\$ 6,500.00
Escrow - Developer's Projects		\$ 2,727.34											\$ 2,727.34
Sale of Property and Easement Conveyance			\$ 6,511.54										\$ 6,511.54
Insurance Claim Reimbursement		\$ 23,155.67											\$ 23,155.67
Utility Reimbursement/PA One Call Refund	\$ 9.03	\$ 9.60	\$ 17.25	\$ 8.32	\$ 14.61	\$ 42.51	\$ 7.71	\$ 12.80	\$ 29.78	\$ 10.85	\$ 14.88	\$ 28.68	\$ 206.02
Interest Income													\$ 10,322.00
Deferred Income													\$ -
Grant Funds													\$ -
COBRA Payment	\$ 2,232.20												\$ 2,232.20
Misc Income - Insurance Policy Cancellation	\$ 283,909.00	\$ 1,161,657.07	\$ 264,916.08	\$ 413,507.76	\$ 942,241.11	\$ 194,765.58	\$ 236,477.59	\$ 1,220,992.18	\$ 242,054.24	\$ 301,429.99	\$ 1,034,861.29	\$ 215,560.64	\$ 6,512,372.53
<b>Total Cash Receipts</b>	\$ 27,029.16	\$ 20,054.60	\$ 22,408.76	\$ 20,362.37	\$ 18,871.24	\$ 22,117.91	\$ 20,387.38	\$ 18,891.24	\$ 23,614.05	\$ 20,681.64	\$ 20,681.64	\$ 25,852.05	\$ 260,952.04
<b>Cash Disbursements</b>													
Payroll (net payroll, taxes and processing fee)	\$ 108,815.65	\$ 108,563.18	\$ 108,310.70	\$ 108,058.23	\$ 107,805.76	\$ 107,553.29	\$ 107,300.82	\$ 107,048.34	\$ 106,795.87	\$ 106,543.40	\$ 106,290.92	\$ 106,038.45	\$ 1,289,124.61
2017 Sewer Note			\$ 30,000.00										\$ 30,000.00
MTSA Note Payable													\$ -
Sales - Credits Refunded	\$ 861.81	\$ 405.72	\$ 107.35	\$ 1,030.55	\$ 2,641.92	\$ 1,443.36	\$ 441.31	\$ 2,821.68	\$ 6,618.23	\$ 130.10	\$ 683.16	\$ 227.80	\$ 17,412.99
Return of Customer Escrow									\$ 1,656.72				\$ 1,656.72
Refund of Engineering Escrow													\$ -
Refund of Developer's Escrow		\$ 9,006.62	\$ (9,006.62)						\$ 8,391.62				\$ 8,391.62
Capital Improvements	\$ 50,464.35												\$ 50,464.35
Prepaid Expenses								\$ 18,574.80					\$ 18,574.80
Insurance Expense	\$ 3,375.00	\$ 3,375.00	\$ 3,375.00	\$ 3,375.00	\$ 3,375.00	\$ 3,375.00	\$ 3,473.00	\$ 3,674.00	\$ 3,528.00	\$ 3,528.00	\$ 3,469.00	\$ 3,553.00	\$ 41,475.00
Escrow Release - Engineering Fees	\$ 1,713.50	\$ 1,906.00	\$ 896.00	\$ 1,381.00	\$ 1,086.00	\$ 2,874.00	\$ 3,212.00	\$ 2,912.00	\$ 1,594.00	\$ 2,450.00	\$ 4,769.00	\$ 1,380.00	\$ 26,173.50
Cost of Goods Sold	\$ 925.61	\$ 933,919.42	\$ 456.34	\$ -	\$ 934,071.74	\$ 256.27	\$ 450.06	\$ 920,558.97	\$ 1,470.24		\$ 935,280.31	\$ 1,606.45	\$ 3,728,995.41
Plant													\$ -
Collections	\$ 88,025.56	\$ 79,916.24	\$ 65,694.23	\$ 70,928.56	\$ 65,726.01	\$ 75,629.70	\$ 82,947.77	\$ 99,826.01	\$ 80,486.97	\$ 103,251.59	\$ 93,589.79	\$ 74,678.48	\$ 980,700.91
Maintenance													\$ -
Administration	\$ 29,359.49	\$ 30,059.99	\$ 27,090.62	\$ 30,684.16	\$ 61,974.20	\$ 28,252.14	\$ 31,599.52	\$ 46,498.75	\$ 36,755.51	\$ 39,214.27	\$ 35,536.42	\$ 19,533.10	\$ 414,552.17
<b>Total Cash Disbursements</b>	\$ 310,570.13	\$ 1,187,206.77	\$ 249,332.38	\$ 235,819.87	\$ 1,195,551.87	\$ 241,501.67	\$ 249,805.86	\$ 1,720,805.79	\$ 270,911.21	\$ 275,799.00	\$ 1,198,300.24	\$ 243,431.33	\$ 6,879,036.12
<b>Account Transfers</b>													
Account Transfers Received	\$ 232,000.00	\$ 29,000.00	\$ 1,223,000.00	\$ 166,000.00	\$ 988,000.00	\$ 241,000.00	\$ 199,000.00	\$ 1,040,000.00	\$ 224,400.00	\$ 184,500.00	\$ 1,119,000.00	\$ 136,000.00	\$ 136,000.00
Account Transfers Sent	\$ (195,000.00)	\$ (917,000.00)	\$ (342,000.00)	\$ (328,000.00)	\$ (694,000.00)	\$ (263,000.00)	\$ (184,000.00)	\$ (1,029,000.00)	\$ (221,900.00)	\$ (186,000.00)	\$ (818,000.00)	\$ (196,000.00)	\$ (196,000.00)
<b>Total Account Transfers (difference to MMA #2)</b>	\$ 37,000.00	\$ (888,000.00)	\$ 881,000.00	\$ (162,000.00)	\$ 294,000.00	\$ (22,000.00)	\$ 9,000.00	\$ 11,000.00	\$ 2,500.00	\$ (1,500.00)	\$ 301,000.00	\$ (60,000.00)	\$ (60,000.00)
<b>Cash Balance - Ending</b>	\$ 94,469.64	\$ (819,080.06)	\$ 77,503.64	\$ 93,191.53	\$ 133,880.77	\$ 65,144.68	\$ 60,816.41	\$ 72,002.80	\$ 45,645.83	\$ 69,776.82	\$ 207,337.87	\$ 119,467.18	\$ 1,319,124.61

\*Denotes Due Date month on quarterly billing

**SOUTHWEST DELAWARE COUNTY MUNICIPAL AUTHORITY**  
**Statement of Cash Position - S&T/WSB Operating, Developers Escrow and Customer Deposits Accounts**  
 For Period of January 1, 2023 - December 31, 2023

	Jan-23	Feb-23*	Mar-23	Apr-23	May-23*	Jun-23	Jul-23	Aug-23*	Sep-23	Oct-23	Nov-23*	Dec-23	YTD
<b>Cash Balance - Beginning</b>													
Customer Deposits Account	\$ 113,617.74	\$ 251,391.49	\$ 277,812.83	\$ 42,578.83	\$ 87,682.46								\$ 2,716,305.54
Developer's Escrow Account	\$ 99,794.92	\$ 99,794.92	\$ 99,794.92	\$ 101,594.92	\$ 103,394.92								\$ 28,413.00
Operating Account	\$ 5,849.44	\$ 27,420.73	\$ (1,129,228.89)	\$ 19,116.34	\$ 5,901.85								\$ -
<b>Total Cash Balance - Beginning</b>	\$ 219,262.10	\$ 378,607.14	\$ (751,621.14)	\$ 163,290.09	\$ 196,979.23	\$ -	\$ -	\$ -	\$ -	\$ -	\$ -	\$ -	\$ -
<b>Cash Receipts</b>													
Accounts Receivable Collections	\$ 459,862.54	\$ 1,027,539.03	\$ 267,108.10	\$ 228,265.92	\$ 793,529.95								\$ 2,716,305.54
New Connection Fees	\$ 12,499.00			\$ 15,914.00									\$ 28,413.00
Conveyance Fees													\$ -
Escrow - Delinquent Customer Accounts			\$ 1,800.00	\$ 1,800.00	\$ 5,220.64								\$ 8,820.64
Escrow - Developer's Projects													\$ -
Sale of Property and Easement Conveyance													\$ -
Insurance Claim Reimbursement													\$ -
Utility Reimbursement/PA One Call Refund	\$ 8,872.19	\$ 2,416.19		\$ 1,951.93									\$ 13,240.31
Interest Income	\$ 11.16	\$ 5.18	\$ 0.44	\$ 10.37									\$ 27.15
Deferred Income		\$ -	\$ 37.99										\$ 37.99
Grant Funds													\$ -
COBRA Payment													\$ -
Misc Income - Insurance Policy Cancellation													\$ -
<b>Total Cash Receipts</b>	\$ 481,244.89	\$ 1,029,960.40	\$ 268,946.53	\$ 247,942.22	\$ 798,750.59	\$ -	\$ -	\$ -	\$ -	\$ -	\$ -	\$ -	\$ 2,766,844.63
<b>Cash Disbursements</b>													
Payroll (net payroll, taxes and processing fee)	\$ 26,106.54	\$ 20,894.95	\$ 26,926.40	\$ 21,541.12	\$ 16,155.84								\$ 111,624.85
2017 Sewer Note	\$ 105,785.98	\$ 105,533.51	\$ 105,281.04	\$ 105,028.56									\$ 421,629.09
MISA Note Payable		\$ 30,000.00											\$ 30,000.00
Sales - Credits Refunded	\$ 278.09	\$ 170.10		\$ 282.12	\$ 342.53								\$ 1,072.84
Return of Customer Escrow													\$ -
Refund of Engineering Escrow					\$ 3,500.00								\$ -
Refund of Developer's Escrow													\$ -
Capital Improvements		\$ 49,438.46	\$ 8,436.48		\$ 44,038.00								\$ 101,912.94
Prepaid Expenses													\$ -
Insurance Expense	\$ 3,528.00	\$ 3,528.00	\$ 3,553.00	\$ 3,528.00	\$ 3,528.00								\$ 17,665.00
Escrow Release - Engineering Fees	\$ 1,047.00	\$ 1,117.00	\$ 1,804.50	\$ 707.50	\$ 2,124.50								\$ 6,800.50
Cost of Goods Sold	\$ 1,518.95	\$ 956,710.95	\$ 1,599.12	\$ 666.56	\$ 957,365.82								\$ 1,917,861.40
Plant													\$ -
Collections	\$ 70,674.02	\$ 84,067.85	\$ 83,301.10	\$ 67,351.26	\$ 108,254.06								\$ 413,648.29
Maintenance													\$ -
Administration	\$ 34,287.27	\$ 28,727.86	\$ 51,171.53	\$ 30,784.44	\$ 26,451.51								\$ 171,422.61
<b>Total Cash Disbursements</b>	\$ 243,225.85	\$ 1,280,188.68	\$ 282,073.17	\$ 229,889.56	\$ 1,161,760.26	\$ -	\$ -	\$ -	\$ -	\$ -	\$ -	\$ -	\$ 3,197,137.52
<b>Account Transfers</b>													
Account Transfers Received	\$ 167,000.00	\$ 18,000.00	\$ 1,333,037.87	\$ 138,636.48	\$ 37,000.00								\$ -
Account Transfers Sent	\$ (245,674.00)	\$ (898,000.00)	\$ (465,000.00)	\$ (123,000.00)	\$ (603,000.00)								\$ -
Total Account Transfers (difference to MMA #2)	\$ (78,674.00)	\$ (880,000.00)	\$ 928,037.87	\$ 15,636.48	\$ (566,000.00)	\$ -	\$ -	\$ -	\$ -	\$ -	\$ -	\$ -	\$ -
<b>Cash Balance - Ending</b>	\$ 378,607.14	\$ (751,621.14)	\$ 163,290.09	\$ 196,979.23	\$ (792,030.44)	\$ -	\$ -	\$ -	\$ -	\$ -	\$ -	\$ -	\$ -

\*Denotes Due Date month on quarterly billing

**SOUTHWEST DELAWARE COUNTY MUNICIPAL AUTHORITY**  
**Statement of Cash Position - DNB/S&T Money Market Account #2**  
 For Period of January 1, 2020 - December 31, 2020

	Jan-20	Feb-20	Mar-20	Apr-20	May-20	Jun-20	Jul-20	Aug-20	Sep-20	Oct-20	Nov-20	Dec-20	YTD
<b>Cash Balance - Beginning</b>													
Money Market Account	\$ 647,650.21	\$ 509,921.64	\$ 568,710.62	\$ 567,610.53	\$ 470,785.59	\$ 233,022.88	\$ 6,153.19	\$ 109,155.98	\$ 26,240.33	\$ 10,060.22	\$ 91,065.69	\$ 12,612.49	
<b>Total Cash Balance - Beginning</b>	\$ 647,650.21	\$ 509,921.64	\$ 568,710.62	\$ 567,610.53	\$ 470,785.59	\$ 233,022.88	\$ 6,153.19	\$ 109,155.98	\$ 26,240.33	\$ 10,060.22	\$ 91,065.69	\$ 12,612.49	
<b>Cash Receipts</b>													
Accounts Receivable Collections													
New Connection Fees													
Interest Income	\$ 271.43	\$ 288.98	\$ 247.91	\$ 175.06	\$ 237.29	\$ 130.31	\$ 2.79	\$ 84.35	\$ 19.89	\$ 5.47	\$ 46.80	\$ 25.56	\$ 1,535.84
<b>Total Cash Receipts</b>	\$ 271.43	\$ 288.98	\$ 247.91	\$ 175.06	\$ 237.29	\$ 130.31	\$ 2.79	\$ 84.35	\$ 19.89	\$ 5.47	\$ 46.80	\$ 25.56	\$ 1,535.84
<b>Cash Disbursements</b>													
Bond Payment													
Bank Fees													
<b>Total Cash Disbursements</b>	\$ -	\$ -	\$ -	\$ -	\$ -	\$ -	\$ -	\$ -	\$ -	\$ -	\$ -	\$ -	\$ -
<b>Account Transfers</b>													
Account Transfers Received	\$ 137,000.00	\$ 1,115,500.00	\$ 369,000.00	\$ 209,000.00	\$ 852,000.00	\$ 319,000.00	\$ 138,000.00	\$ 612,000.00	\$ 188,800.00	\$ 360,000.00	\$ 446,500.00	\$ 256,000.00	\$ 4,996,800.00
Account Transfers Sent	\$ (275,000.00)	\$ (1,057,000.00)	\$ (370,348.00)	\$ (300,000.00)	\$ (1,090,000.00)	\$ (545,000.00)	\$ (35,000.00)	\$ (695,000.00)	\$ (205,000.00)	\$ (279,000.00)	\$ (525,000.00)	\$ (240,000.00)	\$ (5,617,348.00)
<b>Total Account Transfers</b>	\$ (138,000.00)	\$ 58,500.00	\$ (1,348.00)	\$ (97,000.00)	\$ (238,000.00)	\$ (227,000.00)	\$ 103,000.00	\$ (83,000.00)	\$ (16,200.00)	\$ 81,000.00	\$ (78,500.00)	\$ 16,000.00	\$ (620,548.00)
<b>Cash Balance - Ending</b>	\$ 509,921.64	\$ 568,710.62	\$ 567,610.53	\$ 470,785.59	\$ 233,022.88	\$ 6,153.19	\$ 109,155.98	\$ 26,240.33	\$ 10,060.22	\$ 91,065.69	\$ 12,612.49	\$ 28,638.05	

**SOUTHWEST DELAWARE COUNTY MUNICIPAL AUTHORITY**  
**Statement of Cash Position - S&T Money Market Account #2**  
**For Period of January 1, 2021 - December 31, 2021**

	Jan-21	Feb-21	Mar-21	Apr-21	May-21	Jun-21	Jul-21	Aug-21	Sep-21	Oct-21	Nov-21	Dec-21	YTD
<b>Cash Balance - Beginning</b>													
Money Market Account	\$ 28,638.05	\$ 72,658.56	\$ 856,724.59	\$ 85,799.38	\$ 1,807.32	\$ 134,938.01	\$ 39,865.99	\$ 57,881.18	\$ 7,939.03	\$ 21,948.66	\$ 98,936.92	\$ 4,997.78	
<b>Total Cash Balance - Beginning</b>	\$ 28,638.05	\$ 72,658.56	\$ 856,724.59	\$ 85,799.38	\$ 1,807.32	\$ 134,938.01	\$ 39,865.99	\$ 57,881.18	\$ 7,939.03	\$ 21,948.66	\$ 98,936.92	\$ 4,997.78	
<b>Cash Receipts</b>													
Accounts Receivable Collections					\$ 127,119.46	\$ 109,901.11							\$ 237,020.57
New Connection Fees													\$ -
Interest Income	\$ 20.51	\$ 88.03	\$ 74.79	\$ 7.94	\$ 26.23	\$ 26.87	\$ 15.19	\$ 72.85	\$ 9.63	\$ 3.26	\$ 75.86	\$ 9.51	\$ 430.67
<b>Total Cash Receipts</b>	\$ 20.51	\$ 88.03	\$ 74.79	\$ 7.94	\$ 127,145.69	\$ 109,927.98	\$ 15.19	\$ 72.85	\$ 9.63	\$ 3.26	\$ 75.86	\$ 9.51	\$ 237,451.24
<b>Cash Disbursements</b>													
Bond Payment													\$ -
Bank Fees					(15.00)			(15.00)					\$ -
<b>Total Cash Disbursements</b>	\$ -	\$ -	\$ -	\$ -	\$ (15.00)	\$ (15.00)	\$ -	\$ (15.00)	\$ -	\$ (15.00)	\$ (15.00)	\$ (15.00)	\$ (75.00)
<b>Account Transfers</b>													
Account Transfers Received	\$ 169,000.00	\$ 904,000.00	\$ 434,000.00	\$ 46,000.00	\$ 1,006,000.00	\$ 40,000.00	\$ 180,000.00	\$ 785,000.00	\$ 114,000.00	\$ 118,000.00	\$ 656,000.00	\$ 114,000.00	\$ 4,566,000.00
Account Transfers Sent	\$ (125,000.00)	\$ (120,022.00)	\$ (1,205,000.00)	\$ (130,000.00)	\$ (1,000,000.00)	\$ (245,000.00)	\$ (162,000.00)	\$ (835,000.00)	\$ (100,000.00)	\$ (41,000.00)	\$ (750,000.00)	\$ (80,000.00)	\$ (4,793,022.00)
<b>Total Account Transfers</b>	\$ 44,000.00	\$ 783,978.00	\$ (771,000.00)	\$ (84,000.00)	\$ 6,000.00	\$ (205,000.00)	\$ 18,000.00	\$ (50,000.00)	\$ 14,000.00	\$ 77,000.00	\$ (94,000.00)	\$ 34,000.00	\$ (227,022.00)
<b>Cash Balance - Ending</b>	\$ 72,658.56	\$ 856,724.59	\$ 85,799.38	\$ 1,807.32	\$ 134,938.01	\$ 39,865.99	\$ 57,881.18	\$ 7,939.03	\$ 21,948.66	\$ 98,936.92	\$ 4,997.78	\$ 38,997.29	

**SOUTHWEST DELAWARE COUNTY MUNICIPAL AUTHORITY**  
**Statement of Cash Position - S&T Money Market Account #2**  
**For Period of January 1, 2022 - December 31, 2022**

	Jan-22	Feb-22	Mar-22	Apr-22	May-22	Jun-22	Jul-22	Aug-22	Sep-22	Oct-22	Nov-22	Dec-22	YTD
<b>Cash Balance - Beginning</b>	\$ 38,992.29	\$ 1,982.94	\$ 890,056.66	\$ 9,060.86	\$ 171,061.40	\$ 2,099.26	\$ 24,101.82	\$ 15,103.49	\$ 4,397.48	\$ 1,917.15	\$ 3,420.92	\$ 2,867.83	
<b>Money Market Account</b>	\$ 38,992.29	\$ 1,982.94	\$ 890,056.66	\$ 9,060.86	\$ 171,061.40	\$ 2,099.26	\$ 24,101.82	\$ 15,103.49	\$ 4,397.48	\$ 1,917.15	\$ 3,420.92	\$ 2,867.83	
<b>Total Cash Balance - Beginning</b>	\$ 38,992.29	\$ 1,982.94	\$ 890,056.66	\$ 9,060.86	\$ 171,061.40	\$ 2,099.26	\$ 24,101.82	\$ 15,103.49	\$ 4,397.48	\$ 1,917.15	\$ 3,420.92	\$ 2,867.83	
<b>Cash Receipts</b>													
Accounts Receivable Collections													
New Connection Fees													
Interest Income	\$ 5.65	\$ 73.72	\$ 4.20	\$ 0.54	\$ 37.86	\$ 2.56	\$ 1.67	\$ 293.99	\$ 19.67	\$ 3.77	\$ 446.91	\$ 68.36	\$ 958.90
<b>Total Cash Receipts</b>	\$ 5.65	\$ 73.72	\$ 4.20	\$ 0.54	\$ 37.86	\$ 2.56	\$ 1.67	\$ 293.99	\$ 19.67	\$ 3.77	\$ 446.91	\$ 68.36	\$ 958.90
<b>Cash Disbursements</b>													
Bond Payment													
Bank Fees	\$ (15.00)												\$ (15.00)
<b>Total Cash Disbursements</b>	\$ (15.00)												\$ (15.00)
<b>Account Transfers</b>													
Account Transfers Received	\$ 11,000.00	\$ 888,000.00	\$ 259,000.00	\$ 197,000.00	\$ 656,000.00	\$ 124,000.00	\$ 11,000.00	\$ 1,029,000.00	\$ 116,500.00	\$ 19,000.00	\$ 764,000.00	\$ 160,000.00	\$ 4,234,500.00
Account Transfers Sent	\$ (48,000.00)		\$ (1,140,000.00)	\$ (35,000.00)	\$ (825,000.00)	\$ (102,000.00)	\$ (20,000.00)	\$ (1,040,000.00)	\$ (119,000.00)	\$ (17,500.00)	\$ (765,000.00)	\$ (199,793.92)	\$ (4,311,293.92)
<b>Total Account Transfers</b>	\$ (37,000.00)	\$ 888,000.00	\$ (881,000.00)	\$ (162,000.00)	\$ (169,000.00)	\$ 22,000.00	\$ (9,000.00)	\$ (11,000.00)	\$ (2,500.00)	\$ (1,500.00)	\$ (1,000.00)	\$ (39,793.92)	\$ (76,793.92)
<b>Cash Balance - Ending</b>	\$ 1,982.94	\$ 890,056.66	\$ 9,060.86	\$ 171,061.40	\$ 2,099.26	\$ 24,101.82	\$ 15,103.49	\$ 4,397.48	\$ 1,917.15	\$ 3,420.92	\$ 2,867.83	\$ (36,857.73)	

**SOUTHWEST DELAWARE COUNTY MUNICIPAL AUTHORITY**  
**Statement of Cash Position - S&T Money Market Account #2**  
**For Period of January 1, 2023 - December 31, 2023**

	Jan-23	Feb-23	Mar-23	Apr-23	May-23	Jun-23	Jul-23	Aug-23	Sep-23	Oct-23	Nov-23	Dec-23	YTD
<b>Cash Balance - Beginning</b>													
Money Market Account	\$ (36,857.73)	\$ 34,196.89	\$ 914,831.30	\$ 42,859.68	\$ 35,873.29								
<b>Total Cash Balance - Beginning</b>	\$ (36,857.73)	\$ 34,196.89	\$ 914,831.30	\$ 42,859.68	\$ 35,873.29								
<b>Cash Receipts</b>													
Accounts Receivable Collections													
New Connection Fees													
Interest Income	\$ 54.62	\$ 634.41	\$ 28.38	\$ 13.61									\$ 731.02
<b>Total Cash Receipts</b>	\$ 54.62	\$ 634.41	\$ 28.38	\$ 13.61									\$ 731.02
<b>Cash Disbursements</b>													
Bond Payment													
Bank Fees													
<b>Total Cash Disbursements</b>	\$ -	\$ -	\$ -	\$ -	\$ -								\$ -
<b>Account Transfers</b>													
Account Transfers Received	\$ 71,000.00	\$ 979,793.92	\$ 123,000.00	\$ 33,000.00	\$ 566,000.00								\$ 1,772,793.92
Account Transfers Sent	\$ -	\$ (99,793.92)	\$ (995,000.00)	\$ (40,000.00)									\$ (1,134,793.92)
<b>Total Account Transfers</b>	\$ 71,000.00	\$ 880,000.00	\$ (872,000.00)	\$ (7,000.00)	\$ 566,000.00								\$ 638,000.00
<b>Cash Balance - Ending</b>	\$ 34,196.89	\$ 914,831.30	\$ 42,859.68	\$ 35,873.29	\$ 601,873.29								

**SOUTHWEST DELAWARE COUNTY MUNICIPAL AUTHORITY**  
**Statement of Cash Position - DNB/S&T Money Market Account #1 - Board Restricted**  
 For Period of January 1, 2020 - December 31, 2020

	Jan-20	Feb-20	Mar-20	Apr-20	May-20	Jun-20	Jul-20	Aug-20	Sep-20	Oct-20	Nov-20	Dec-20	YTD
<b>Cash Balance - Beginning</b>	\$ 2,163,642.28	\$ 2,164,561.28	\$ 2,165,273.27	\$ 2,181,374.93	\$ 2,182,083.13	\$ 2,182,767.94	\$ 2,183,523.83	\$ 2,184,256.36	\$ 2,094,202.85	\$ 2,094,624.55	\$ 1,735,036.68	\$ 1,541,893.06	
Money Market Account	\$ 2,163,642.28	\$ 2,164,561.28	\$ 2,165,273.27	\$ 2,181,374.93	\$ 2,182,083.13	\$ 2,182,767.94	\$ 2,183,523.83	\$ 2,184,256.36	\$ 2,094,202.85	\$ 2,094,624.55	\$ 1,735,036.68	\$ 1,541,893.06	
<b>Total Cash Balance - Beginning</b>	\$ 2,163,642.28	\$ 2,164,561.28	\$ 2,165,273.27	\$ 2,181,374.93	\$ 2,182,083.13	\$ 2,182,767.94	\$ 2,183,523.83	\$ 2,184,256.36	\$ 2,094,202.85	\$ 2,094,624.55	\$ 1,735,036.68	\$ 1,541,893.06	
<b>Cash Receipts</b>													
Sewer Revenue Note - Series of 2017													
Accounts Receivable Collections													
Deferred Tapping Fees			\$ 15,348.00					\$ 9,384.18			\$ 106,477.95		\$ 131,209.53
PA H2O Grant													
Sale of Assets													
Developer's Projects Escrow													
Interest Income	\$ 919.00	\$ 711.99	\$ 753.66	\$ 708.20	\$ 684.81	\$ 755.89	\$ 732.53	\$ 562.31	\$ 421.70	\$ 412.13	\$ 379.03	\$ 320.84	\$ 7,362.09
<b>Total Cash Receipts</b>	\$ 919.00	\$ 711.99	\$ 16,101.66	\$ 708.20	\$ 684.81	\$ 755.89	\$ 732.53	\$ 9,946.49	\$ 421.70	\$ 412.13	\$ 106,856.38	\$ 320.84	\$ 138,571.62
<b>Cash Disbursements</b>													
Developer's Escrow Release													
Bond Payment													
Bank Fees													
<b>Total Cash Disbursements</b>	\$ -	\$ -	\$ -	\$ -	\$ -	\$ -	\$ -	\$ -	\$ -	\$ -	\$ -	\$ -	\$ -
<b>Account Transfers</b>													
Account Transfers Received								\$ (100,000.00)		\$ (360,000.00)	\$ (300,000.00)		\$ (760,000.00)
Account Transfers Sent								\$ (100,000.00)		\$ (360,000.00)	\$ (300,000.00)		\$ (760,000.00)
<b>Total Account Transfers</b>	\$ -	\$ -	\$ -	\$ -	\$ -	\$ -	\$ -	\$ (100,000.00)	\$ (100,000.00)	\$ (360,000.00)	\$ (300,000.00)	\$ -	\$ (760,000.00)
<b>Cash Balance - Ending</b>	\$ 2,164,561.28	\$ 2,165,273.27	\$ 2,181,374.93	\$ 2,182,083.13	\$ 2,182,767.94	\$ 2,183,523.83	\$ 2,184,256.36	\$ 2,094,202.85	\$ 2,094,624.55	\$ 1,735,036.68	\$ 1,541,893.06	\$ 1,542,213.90	

**SOUTHWEST DELAWARE COUNTY MUNICIPAL AUTHORITY**  
**Statement of Cash Position - S&T Money Market Account #1 - Board Restricted**  
 For Period of January 1, 2021 - December 31, 2021

	Jan-21	Feb-21	Mar-21	Apr-21	May-21	Jun-21	Jul-21	Aug-21	Sep-21	Oct-21	Nov-21	Dec-21	YTD
<b>Cash Balance - Beginning</b>													
Money Market Account	\$ 1,542,213.90	\$ 1,642,279.45	\$ 1,652,610.78	\$ 1,929,159.53	\$ 1,929,310.16	\$ 1,629,450.76	\$ 1,482,266.37	\$ 1,490,056.33	\$ 1,490,180.43	\$ 1,490,296.78	\$ 1,490,409.27	\$ 1,490,533.40	
<b>Total Cash Balance - Beginning</b>	\$ 1,542,213.90	\$ 1,642,279.45	\$ 1,652,610.78	\$ 1,929,159.53	\$ 1,929,310.16	\$ 1,629,450.76	\$ 1,482,266.37	\$ 1,490,056.33	\$ 1,490,180.43	\$ 1,490,296.78	\$ 1,490,409.27	\$ 1,490,533.40	
<b>Cash Receipts</b>													
Sewer Revenue Note - Series of 2017													
Accounts Receivable Collections													
Deferred Tapping Fees													
PA H2O Grant													
Sale of Assets													
Developer's Projects Escrow													
Interest Income	\$ 303.55	\$ 309.33	\$ 284.75	\$ 150.63	\$ 140.60	\$ 141.61	\$ 115.96	\$ 124.10	\$ 116.35	\$ 112.49	\$ 124.13	\$ 120.26	\$ 2,043.76
<b>Total Cash Receipts</b>	\$ 303.55	\$ 309.33	\$ 284.75	\$ 150.63	\$ 140.60	\$ 141.61	\$ 115.96	\$ 124.10	\$ 116.35	\$ 112.49	\$ 124.13	\$ 120.26	\$ 2,043.76
<b>Cash Disbursements</b>													
Developer's Escrow Release													
Bond Payment													
Bank Fees													
<b>Total Cash Disbursements</b>	\$ -	\$ -	\$ -	\$ -	\$ -	\$ -	\$ -	\$ -	\$ -	\$ -	\$ -	\$ -	\$ -
<b>Account Transfers</b>													
Account Transfers Received													
Account Transfers Sent													
<b>Total Account Transfers</b>	\$ -	\$ -	\$ -	\$ -	\$ -	\$ (155,000.00)	\$ -	\$ -	\$ -	\$ -	\$ -	\$ -	\$ (455,000.00)
<b>Cash Balance - Ending</b>	\$ 1,542,279.45	\$ 1,652,610.78	\$ 1,929,159.53	\$ 1,929,310.16	\$ 1,629,450.76	\$ 1,482,266.37	\$ 1,490,056.33	\$ 1,490,180.43	\$ 1,490,296.78	\$ 1,490,409.27	\$ 1,490,533.40	\$ 1,498,627.66	

**SOUTHWEST DELAWARE COUNTY MUNICIPAL AUTHORITY**  
**Statement of Cash Position - S&T Money Market Account #1 - Board Restricted**  
**For Period of January 1, 2022 - December 31, 2022**

	Jan-22	Feb-22	Mar-22	Apr-22	May-22	Jun-22	Jul-22	Aug-22	Sep-22	Oct-22	Nov-22	Dec-22	YTD
<b>Cash Balance - Beginning</b>	\$ 1,498,627.66	\$ 1,498,748.53	\$ 1,498,857.76	\$ 1,499,048.71	\$ 1,515,176.93	\$ 1,390,375.68	\$ 1,390,829.36	\$ 1,391,541.00	\$ 1,392,748.10	\$ 1,394,136.99	\$ 1,396,187.79	\$ 1,098,421.51	
<b>Money Market Account</b>	\$ 1,498,627.66	\$ 1,498,748.53	\$ 1,498,857.76	\$ 1,499,048.71	\$ 1,515,176.93	\$ 1,390,375.68	\$ 1,390,829.36	\$ 1,391,541.00	\$ 1,392,748.10	\$ 1,394,136.99	\$ 1,396,187.79	\$ 1,098,421.51	
<b>Total Cash Balance - Beginning</b>	\$ 1,498,627.66	\$ 1,498,748.53	\$ 1,498,857.76	\$ 1,499,048.71	\$ 1,515,176.93	\$ 1,390,375.68	\$ 1,390,829.36	\$ 1,391,541.00	\$ 1,392,748.10	\$ 1,394,136.99	\$ 1,396,187.79	\$ 1,098,421.51	
<b>Cash Receipts</b>													
Sewer Revenue Note - Series of 2017													\$ -
Accounts Receivable Collections													\$ -
Deferred Tapping Fees				\$ 15,948.00									\$ 15,948.00
PA H2O Grant													\$ -
Sale of Assets													\$ -
Developer's Projects Escrow													\$ -
Interest Income	\$ 120.87	\$ 109.23	\$ 190.95	\$ 180.22	\$ 198.75	\$ 453.68	\$ 711.64	\$ 1,207.10	\$ 1,388.89	\$ 2,050.80	\$ 2,233.72	\$ 1,784.86	\$ 10,630.71
<b>Total Cash Receipts</b>	\$ 120.87	\$ 109.23	\$ 190.95	\$ 180.22	\$ 198.75	\$ 453.68	\$ 711.64	\$ 1,207.10	\$ 1,388.89	\$ 2,050.80	\$ 2,233.72	\$ 1,784.86	\$ 26,578.71
<b>Cash Disbursements</b>													
Developer's Escrow Release													\$ -
Bond Payment													\$ -
Bank Fees													\$ -
<b>Total Cash Disbursements</b>	\$ -	\$ -	\$ -	\$ -	\$ -	\$ -	\$ -	\$ -	\$ -	\$ -	\$ -	\$ -	\$ -
<b>Account Transfers</b>													
Account Transfers Received													\$ (425,000.00)
Account Transfers Sent					\$ (125,000.00)								\$ (300,000.00)
<b>Total Account Transfers</b>	\$ -	\$ -	\$ -	\$ -	\$ (125,000.00)	\$ -	\$ -	\$ -	\$ -	\$ -	\$ (300,000.00)	\$ -	\$ (425,000.00)
<b>Cash Balance - Ending</b>	\$ 1,498,748.53	\$ 1,498,857.76	\$ 1,499,048.71	\$ 1,515,176.93	\$ 1,390,375.68	\$ 1,390,829.36	\$ 1,391,541.00	\$ 1,392,748.10	\$ 1,394,136.99	\$ 1,396,187.79	\$ 1,098,421.51	\$ 1,100,206.37	

**SOUTHWEST DELAWARE COUNTY MUNICIPAL AUTHORITY**  
**Statement of Cash Position - S&T Money Market Account #1 - Board Restricted**  
**For Period of January 1, 2023 - December 31, 2023**

	Jan-23	Feb-23	Mar-23	Apr-23	May-23	Jun-23	Jul-23	Aug-23	Sep-23	Oct-23	Nov-23	Dec-23	YTD
<b>Cash Balance - Beginning</b>													
Money Market Account	\$ 1,100,206.37	\$ 1,127,005.45	\$ 1,128,714.68	\$ 1,074,559.88	\$ 1,067,551.68								
<b>Total Cash Balance - Beginning</b>	\$ 1,100,206.37	\$ 1,127,005.45	\$ 1,128,714.68	\$ 1,074,559.88	\$ 1,067,551.68								
<b>Cash Receipts</b>													
Sewer Revenue Note - Series of 2017													
Accounts Receivable Collections													
Deferred Tapping Fees/Connection Fees													
PA H2O Grant	\$ 24,891.31												\$ 24,891.31
Sale of Assets													
Developer's Projects Escrow													
Interest Income	\$ 1,907.77	\$ 1,709.23	\$ 1,883.07	\$ 1,628.28									\$ 7,128.35
<b>Total Cash Receipts</b>	\$ 26,799.08	\$ 1,709.23	\$ 1,883.07	\$ 1,628.28									\$ 32,019.66
<b>Cash Disbursements</b>													
Developer's Escrow Release													
Bond Payment													
Bank Fees													
<b>Total Cash Disbursements</b>	\$ -	\$ -	\$ -	\$ -	\$ -								\$ -
<b>Account Transfers</b>													
Account Transfers Received													
Account Transfers Sent			\$ (56,037.87)	\$ (8,636.48)									\$ (64,674.35)
<b>Total Account Transfers</b>	\$ -	\$ -	\$ (56,037.87)	\$ (8,636.48)									\$ (64,674.35)
<b>Cash Balance - Ending</b>	\$ 1,127,005.45	\$ 1,128,714.68	\$ 1,074,559.88	\$ 1,067,551.68	\$ 1,067,551.68								

**SOUTHWEST DELAWARE COUNTY MUNICIPAL AUTHORITY**


**Analysis of Collections on Accounts Receivable**

**For Period of January 1, 2023 - January 31, 2024**


	<u>1/31/2023</u>	<u>4/30/2023</u>	<u>7/31/2023</u>	<u>10/31/2023</u>	<u>1/31/2024</u>
<b><u>ACCOUNTS RECEIVABLE BALANCES BY TYPE</u></b>					
Accounts Receivable - Sewer (Res, Comm, Ind)	\$ 1,619,922.57	\$ 1,813,458.35			
Accounts Receivable - Township	\$ 109,697.57	\$ -			
Accounts Receivable - Pretreatment	\$ 25,020.00	\$ 10,777.50			
Accounts Receivable - Northwest Assessment	\$ 74,930.41	\$ 70,780.87			
<b>Total Accounts Receivable</b>	<b>\$ 1,829,570.55</b>	<b>\$ 1,895,016.72</b>	<b>\$ -</b>	<b>\$ -</b>	<b>\$ -</b>
<b><u>ACCOUNTS RECEIVABLE COLLECTIONS</u></b>					
Feb, Mar, Apr	\$ 1,522,913.05				
May, Jun, Jul		\$ 733,529.95			
Aug, Sep, Oct			\$ -		
Nov, Dec, Jan				\$ -	
<b>Collection % per Billing Period</b>	<b>83%</b>	<b>39%</b>	<b>#DIV/0!</b>	<b>#DIV/0!</b>	<b>#DIV/0!</b>
<b><u>DELINQUENT NOTICES</u></b>					
	<b><u>2022 Q4</u></b>	<b><u>2023 Q1</u></b>	<b><u>2023 Q2</u></b>	<b><u>2023 Q3</u></b>	
Date Delinquent Notices Mailed	3/8/2023				
Total Number of Accounts Billed	7,561				
Total Number of Delinquent Accounts	1,687				
Total Number of Delinquent Notices Mailed	1,602				
Current Delinquent Charges	\$ 392,967.56				
Past Delinquent Charges	\$ 416,940.96				
<b>Total Delinquent Charges</b>	<b>\$ 809,908.52</b>	<b>\$ -</b>	<b>\$ -</b>	<b>\$ -</b>	
Penalty Charges	\$ 33,071.86				
Interest Charges	\$ 8,463.88				
<b>Total Late Fees Charged</b>	<b>\$ 41,535.74</b>	<b>\$ -</b>	<b>\$ -</b>	<b>\$ -</b>	

<b>SOUTHWEST DELAWARE COUNTY MUNICIPAL AUTHORITY</b>			
<b>S&amp;T/IWSB Operating and Customer Deposits Accounts - Analysis Current Year to Prior Year</b>			
<b>For Period of April 2023 to April 2022</b>			
	<b>Apr-23</b>	<b>Apr-22</b>	<b>Variance</b>
<b>Cash Balance - Beginning</b>			
Customer Deposits Account	\$ 42,578.83	\$ 49,762.47	\$ (7,183.64)
Developer's Escrow Account	\$ 101,594.92		\$ 101,594.92
Operating Account	\$ 19,116.34	\$ 27,741.17	\$ (8,624.83)
<b>Total Cash Balance - Beginning</b>	<b>\$ 163,290.09</b>	<b>\$ 77,503.64</b>	<b>\$ 85,786.45</b>
<b>Cash Receipts</b>			
Accounts Receivable Collections	\$ 228,265.92	\$ 399,677.44	\$ (171,411.52)
New Connection Fees	\$ 15,914.00		\$ 15,914.00
Conveyance Fees			\$ -
Escrow - Delinquent Customer Accounts			\$ -
Escrow - Engineering	\$ 1,800.00	\$ 3,500.00	\$ (1,700.00)
Escrow - Developer's Projects			\$ -
Sale of Property and Easement Conveyance			\$ -
Insurance Claim Reimbursement			\$ -
Utility Reimbursement/PA One Call Refund	\$ 1,951.93		\$ 1,951.93
Interest Income	\$ 10.37	\$ 8.32	\$ 2.05
Deferred Income		\$ 10,322.00	\$ (10,322.00)
Grant Funds			\$ -
COBRA Payment			\$ -
Misc Income - 941 Refund, Insurance Class Action Settlement			\$ -
<b>Total Cash Receipts</b>	<b>\$ 247,942.22</b>	<b>\$ 413,507.76</b>	<b>\$ (165,565.54)</b>
<b>Cash Disbursements</b>			
Payroll (net payroll, taxes and processing fee)	\$ 21,541.12	\$ 20,362.37	\$ 1,178.75
2017 Sewer Note	\$ 105,028.56	\$ 108,058.23	\$ (3,029.67)
MTSA Note Payable			\$ -
Sales - Credits Refunded	\$ 282.12	\$ 1,030.55	\$ (748.43)
Return of Customer Escrow			\$ -
Refund of Engineering Escrow			\$ -
Refund of Developer's Escrow			\$ -
Capital Improvements			\$ -
Prepaid Insurance/Expenses			\$ -
Insurance Expense	\$ 3,528.00	\$ 3,375.00	\$ 153.00
Escrow Release - Engineering Fees	\$ 707.50	\$ 1,381.00	\$ (673.50)
Cost of Goods Sold	\$ 666.56	\$ -	\$ 666.56
Plant			\$ -
Collections	\$ 67,351.26	\$ 70,928.56	\$ (3,577.30)
Maintenance			\$ -
Administration	\$ 30,784.44	\$ 30,684.16	\$ 100.28
<b>Total Cash Disbursements</b>	<b>\$ 229,889.56</b>	<b>\$ 235,819.87</b>	<b>\$ (5,930.31)</b>
<b>Account Transfers</b>			
Account Transfers Received	\$ 138,636.48	\$ 166,000.00	\$ (27,363.52)
Account Transfers Sent	\$ (123,000.00)	\$ (328,000.00)	\$ 205,000.00
<b>Total Account Transfers (difference to MMA #2)</b>	<b>\$ 15,636.48</b>	<b>\$ (162,000.00)</b>	<b>\$ 177,636.48</b>
<b>Cash Balance - Ending</b>	<b>\$ 196,979.23</b>	<b>\$ 93,191.53</b>	<b>\$ 103,787.70</b>


CASH COLLECTIONS - ACCOUNTS RECEIVABLE SEWER - All Customers



CASH DISBURSEMENTS (includes payroll and loan payments)




ACCOUNTS RECEIVABLE - SEWER (Residential, Commercial & Industrial)



SOUTHWEST DELAWARE COUNTY MUNICIPAL AUTHORITY  
For Period 1/1/20-12/31/23

ACCOUNTS RECEIVABLE BALANCE - PANDEMIC



QUARTERLY BILLING (Included in A/R Table)

1/31/2020	\$ 1,444,487.76
4/30/2020	\$ 1,444,487.76
7/31/2020	\$ 1,401,330.00
10/31/2020	\$ 1,459,233.61
1/31/2021	\$ 1,477,093.97
4/30/2021	\$ 1,440,197.65
7/31/2021	\$ 1,455,734.68
10/31/2021	\$ 1,521,857.78
1/31/2022	\$ 1,452,385.00
4/30/2022	\$ 1,452,385.00
7/31/2022	\$ 1,465,510.77
10/31/2022	\$ 1,513,348.01
1/31/2023	\$ 1,565,655.54
4/30/2023	\$ 1,548,771.78

