

Southwest Delaware County Municipal Authority
One Gamble Lane
P.O. Box 2466
Aston, PA 19014-0466
Minutes of the Meeting
January 22, 2024

The Reorganization was called to order by Chairman Leonard Balestrieri at 6:30 p.m. with a quorum present.

Newly appointed Board Member Sharon McDermond was welcomed to the Board.

Board members in attendance:

Mr. Leonard Balestrieri
Mr. Thomas Cozza
Mr. John Zwiercan
Mr. Steve Maiale
Ms. Laura Goodrich-Cairns
Mr. John Saudarg (via ZOOM)
Ms. Sharon McDermond (via ZOOM)

Also in attendance:

Mr. Francis J. Catania, Esquire, Authority Solicitor (via ZOOM) for Reorganization only
Mr. James Gade, Stantec Consulting Services, Inc.
Mr. Frederick Tasker, Contract Services Coordinator
Ms. Cecelia Nelson, Authority Administrator (via ZOOM)

Executive Session

The Board held an Executive Session from 6:32 p.m. until 6:43 p.m. for the purpose of discussing the appointment of the Authority's legal counsel for 2024.

Reorganization of Officers

Mr. Catania opened the reorganization of the officers for the Authority as follows:

Chairman of Board – Mr. Leonard Balestrieri

On a motion by Mr. Cozza, second by Ms. Goodrich-Cairns and unanimously approved, Mr. Balestrieri was appointed Chairman of the Board.

With the appointment of the Board Chairman, Mr. Catania turned over the meeting to Mr. Balestrieri for the remainder of the appointments.

Vice Chairman – Mr. Thomas Cozza

On a motion by Mr. Balestrieri, second by Mr. Maiale and unanimously approved, Mr. Cozza was appointed Vice Chairman.

Treasurer – Mr. John Zwiercan

On a motion by Mr. Cozza, second by Mr. Balestrieri and unanimously approved, Mr. Zwiercan was appointed Treasurer.

Secretary – Mr. Steven Maiale

On a motion by Ms. Goodrich-Cairns, second by Mr. Zwiercan and unanimously approved, Mr. Maiale was appointed Secretary.

Assistant Secretary – Ms. Laura Goodrich-Cairns

On a motion by Mr. Balestrieri, second by Mr. Zwiercan and unanimously approved, Ms. Goodrich-Cairns was appointed Assistant Secretary.

Assistant Treasurer – Ms. Sharon McDermond

On a motion by Mr. Maiale, second by Ms. Goodrich-Cairns and unanimously approved, Ms. McDermond was appointed Assistant Treasurer.

2024 SWDCMA Committees

Mr. Balestrieri conducted the reorganization of the Authority's committees. Following discussion of the various committees and the member responsibilities, the 2024 Committees are as follows:

Operations: Mr. Cozza, Ms. Goodrich-Cairns, Mr. Saudarg, Mr. Gade, Mr. Tasker and Ms. Nelson

Finance: Mr. Cozza, Mr. Zwiercan, Ms. Goodrich-Cairns and Ms. Nelson

Long Range Planning: Mr. Maiale, Ms. McDermond, Mr. Saudarg, Mr. Gade and Ms. Nelson

Negotiations: Mr. Balestrieri, Mr. Cozza, Mr. Zwiercan and Ms. Nelson

Labor: Ms. Goodrich-Cairns, Mr. Maiale, Ms. McDermond and Ms. Nelson

Appointments

Authority Solicitor – Mr. Kenneth D. Kynett, Esquire

On a motion by Mr. Cozza, second by Mr. Maiale and approved on a vote of 7 to 0, Mr. Kynett was appointment as Authority Solicitor for a period of one year.

Alternate Authority Solicitor – Mr. J. Michael Sheridan, Esquire

On a motion by Ms. Goodrich-Cairns, second by Mr. Zwiercan and unanimously approved, Mr. Sheridan was appointed Alternate Authority Solicitor for a period of one year.

Authority Professional Engineer – Stantec Consulting Services, Inc./Mr. James M. Gade, P.E.

On a motion by Ms. Goodrich-Cairns., second by Mr. Cozza and unanimously approved, Stantec Consulting Services, Inc. was appointed Authority Engineer, with Mr. James M. Gade as the Authority's Professional Engineer, for a period of one year.

Reorganization closed at 6:52 p.m.

Immediately following the Reorganization, the Board entered into the January work session.

General Meeting

The General Meeting was called to order by Chairman Leonard Balestrieri at 7:36 p.m. with a quorum present.

Pledge of Allegiance

The Pledge of Allegiance was recited by all present.

Work Session Attendees

None

Board Actions

A motion was made by Mr. Cozza, second by Ms. Goodrich-Cairns and approved on a 7 to 0 vote authorizing the December engineering escrow release to Stantec totaling \$598.75 for the following projects:

2260.78	Springbrooke Industrial	\$307.00
2270.79	Rose Hill	151.75
2270.95	Aston Self Storage-3471 Concord Road	140.00

A motion was made by Ms. Goodrich-Cairns, second by Mr. Zwiercan and approved on a 7 to 0 vote authorizing the Authority Administrator to transfer funds of \$3,150.00 from Money Market Account #1 to the Operating Account for Pay Application #7 submitted by AJM Electric Inc. for electrical work at the Woodbrook Pump Station, as approved with the 2023 Capital Improvement budget.

A motion was made by Ms. Goodrich-Cairns, second by Mr. Zwiercan and approved on a 7 to 0 vote approving Resolution 2024-01 adopting the 2024 schedule of billing rates for engineering services provided.

A motion was made by Ms. Goodrich-Cairns, second by Mr. Cozza and approved on a 6 to 0 vote (Mr. Saudarg abstained from voting) providing a 90 day extension of time to Chester Heights Camp Meeting to complete the dedication of the sanitary sewer facilities to the Authority.

Operations Committee and Engineer's Report

Mr. Gade presented an update on the ongoing operations issues at the work session.

Mr. Gade restated that Standard Pipe Services will be performing additional testing of the exterior grout injection at the Deep Siphon by plugging the incoming line to test if that pipe is leaking but this work will be handled following the completion of the Delcora I&I removal project.

Mr. Gade updated the Board that the I&I removal project is continuing as scheduling allows for Standard Pipe Services. Mr. Gade reported that he will again follow up with Delcora on the reimbursement of the repair cost of the Frazer/Schick ROW.

Mr. Gade and Mr. Tasker reported on the progress of the improvements at Woodbrook pump station. AJM Electric has submitted Pay Request 7 in the amount of \$3,150.00 for Board approval, which leaves \$10,662.50 remaining on the project.

Mr. Gade reported that the 2023 ARPA H2O and PA Small Water and Sewer Grant were awarded this month and SWDCMA received the \$99,952 Manhole Repair Project funding under the PA Small Water and Sewer Grant Program. Ms. Nelson advised that the grant documents will be sent electronically from DCED to Mr. Balestrieri and Mr. Zwiercan for signing.

Mr. Gade reported that the release of the escrow funds for the Chester Township Electric Sign Board project will occur after completion of the sign installation, including the energizing of the sign.

Mr. Gade addressed the Authority's current SOP regarding PA One Calls and the responsibility for marking out laterals that are not owned by SWDCMA as a helpful guide to the contractor. The issue of liability was discussed from both positions and the Board agreed that this matter should be discussed with the Authority Solicitor after the January appointment.

Mr. Gade reported that his office is preparing the Chapter 94 report for submission at the end of February.

Ms. Nelson provided the flow information through December 31, 2023 to the Board, which includes the annual true up of the Delcora budgeted flows.

Minutes of the previous meeting

The minutes from the December 18, 2023 General Board Meeting were presented on a motion by Mr. Maiale, second by Mr. Zwiercan and approved on a 6 to 0 vote. Ms. McDermond abstained from voting as she was not present at the December meeting.

Treasurer's Report

Mr. Zwiercan presented the January treasurer's report in oral form followed by a review of the Authority's statement of cash. The January 22, 2024 Treasurer's Report, inclusive of accounts payable disbursements for January, was presented on a motion by Mr. Saudarg, second by Mr. Maiale and approved on a 7 to 0 vote.

Finance Committee

Mr. Zwiercan presented the January 2024 adjustments for sewer service accounts, which totaled \$11,441.20 net credit. On a motion by Mr. Cozza and second by Ms. Goodrich-Cairns, January sewer service account adjustments were approved on a 7 to 0 vote.

Ms. Nelson advised the Board that the 2023 audit has started with field work beginning on February 12, 2024.

Mr. Balestrieri asked about the collection efforts on the seven delinquent accounts addressed in the May 2023 meeting. Ms. Nelson responded that the two well water accounts entered into payment plans and have been making payments, as required. The collection efforts on the five rental properties have been much slower due to the legal requirements and the evasiveness of the property owners. Ms. Nelson and Mr. Sheridan will continue to follow the legal processes to resolve these accounts.

Range Planning Committee

None

Negotiations Committee

None

Solicitor's Report

None

Executive Session

None


Other Business

Effective with the February 26, 2024 meeting, the documents for the meeting will be provided in an electronic format only, unless hard copies are specifically requested from Ms. Nelson.

Adjournment

The meeting was adjourned at 7:45 p.m.

Attested by,



Secretary, Board of Directors

SOUTHWEST DELAWARE COUNTY MUNICIPAL AUTHORITY

Treasurer's Report

For Period of December 19, 2023 - January 22, 2024

Opening Cash Balance @ 12/19/23 available for Operations	\$ 1,846,856.16	
S&T Customer Deposits Account		\$ 177,202.66
S&T Developers Escrow Account		\$ 580,552.92
S&T Operating Account		\$ (75,769.22)
S&T Money Market Account #2		\$ 368,156.81
S&T Money Market Account #1 - Board Restricted		\$ 795,978.82
IWSB Operating Account		\$ 734.17
Total Receipts for Reporting Period	\$ 176,098.26	
Deposits - A/R Collections		\$ 161,974.20
Deposits - New Connection Fees		\$ 12,799.00
Deposits - Escrow Payments - Delinquent Accounts		\$ -
Deposits - Escrow Payments - Engineering Fees		\$ -
Deposits - Escrow Payments - Developer Projects		\$ -
Deposits - Insurance and Damage Claim Reimbursements		\$ -
Deposits - Property Sale and Easement Conveyance		\$ -
Deposits - Interest Income		\$ 1,325.06
Deposits - Deferred Income		\$ -
Deposits - Grant Funds		\$ -
Deposits - COBRA		\$ -
Deposits - Utility Reimbursement/PA One Call Refund		\$ -
Deposits - S&T Sewer Revenue Note - Series of 2017		\$ -
Deposits - Misc Income (941 Refund)		\$ -
Total Disbursements for Reporting Period	\$ (246,522.46)	
Vendor Disbursements		\$ (109,869.70)
Payroll		\$ (33,433.48)
Sewer Revenue Note - Series of 2017 Payments		\$ (103,008.78)
Transfer of Escrow Payments		\$ -
Bank Service Charges		\$ (210.50)
Ending Cash Balance @ 1/22/24 available for Operations	\$ 1,776,431.96	
S&T Customer Deposits Account		\$ 140,944.57
S&T Developers Escrow Account		\$ 580,552.92
S&T Operating Account		\$ (57,231.70)
S&T Money Market Account #2		\$ 314,420.43
S&T Money Market Account #1 - Board Restricted		\$ 797,011.57
IWSB Operating Account		\$ 734.17
Accounts Receivable	\$ 386,453.41	
S&T Delinquent Customer Escrow Account	\$ -	
S&T Sewer Revenue Note - Series of 2017	\$ 706,923.04	
Total Accounts Payable for Board Approval	\$ 1,100,283.13	
Total Disbursements for Board Signature on 1/22/24	\$ (110,091.08)	
Accounts Payable Balance after Disbursements of 1/22/24	\$ 990,192.05	

SOUTHWEST DELAWARE COUNTY MUNICIPAL AUTHORITY

Cash Accounts Summary

For Period of December 19, 2023 - January 22, 2024

	1120-1120.11 S&T	1120.12 S&T	1122 S&T	1125 S&T	1124 S&T	1132 IWSB	1121 S&T
	Customer Deposits	Developer's Escrow	Operating Account	Money Market 2	Money Market Account #1 - Board Restricted	Operating Account	Delinquent Customer Escrow
Opening Balances @ 12/19/23	\$ 177,202.66	\$ 580,552.92	\$ (75,769.22)	\$ 368,156.81	\$ 795,978.82	\$ 734.17	\$ -
Deposits - A/R Collections	\$ 161,974.20						
Deposits - New Connection Fees	\$ 12,799.00						
Deposits - Escrow Payments - Delinquent Accounts							
Deposits - Escrow Payments - Engineering Fees							
Deposits - Escrow Payments - Developer Projects							
Deposits - Insurance and Damage Claim Reimbursements							
Deposits - Property Sale and Easement Conveyance							
Deposits - Interest Income	\$ 0.99	\$ 27.70		\$ 263.62	\$ 1,032.75		
Deposits - Deferred Income							
Deposits - Grant Funds							
Deposits - COBRA							
Deposits - Utility Reimbursement/PA One Call Refund							
Deposits - Misc Income (941 Refund, Insurance Class Action Settlement)							
Disbursements for Operations			\$ (109,869.70)				
Payroll			\$ (33,433.48)				
Bank Fees	\$ (23.50)		\$ (187.00)				
Note Payable - S&T Sewer Revenue Note - Series of 2017	\$ (103,008.78)						
Account Transfers Received			\$ 162,000.00	\$ 66,000.00			
Account Transfers Sent	\$ (108,000.00)			\$ (120,000.00)			
Ending Balances @ 1/22/24	\$ 140,944.57	\$ 580,552.92	\$ (57,231.70)	\$ 314,420.43	\$ 797,011.57	\$ 734.17	\$ -
CASH AVAILABLE FOR OPERATIONS						\$ 1,776,431.96	

SOUTHWEST DELAWARE COUNTY MUNICIPAL AUTHORITY

Summary of Operating Income and Expenses

Year	Month	Total Income	Total Expenses	Total +/- This Month	Total +/- YTD
Opening Balance					\$ 725,554.93
2020	Jan	\$ 310,543.92	\$ 277,858.64	\$ 32,685.28	\$ 758,240.21
	Feb	\$ 1,115,247.74	\$ 1,089,691.70	\$ 25,556.04	\$ 783,796.25
	Mar	\$ 190,808.45	\$ 348,800.79	\$ (157,992.34)	\$ 625,803.91
	Apr	\$ 263,523.89	\$ 298,532.57	\$ (35,008.68)	\$ 590,795.23
	May	\$ 938,979.01	\$ 1,086,559.95	\$ (147,580.94)	\$ 443,214.29
	Jun	\$ 201,848.08	\$ 617,692.60	\$ (415,844.52)	\$ 27,369.77
	Jul	\$ 368,495.38	\$ 223,561.89	\$ 144,933.49	\$ 172,303.26
	Aug	\$ 1,065,513.48	\$ 1,125,233.84	\$ (59,720.36)	\$ 112,582.90
	Sep	\$ 209,755.97	\$ 277,698.87	\$ (67,942.90)	\$ 44,640.00
	Oct	\$ 611,710.90	\$ 582,539.89	\$ 29,171.01	\$ 73,811.01
	Nov	\$ 1,294,624.56	\$ 1,218,011.77	\$ 76,612.79	\$ 150,423.80
	Dec	\$ 229,196.57	\$ 239,162.72	\$ (9,966.15)	\$ 140,457.65
YTD TOTALS		\$ 6,800,247.95	\$ 7,385,345.23		
2021	Jan	\$ 201,463.70	\$ 262,865.33	\$ (61,401.63)	\$ 79,056.02
	Feb	\$ 1,216,637.25	\$ 1,162,632.28	\$ 54,004.97	\$ 133,060.99
	Mar	\$ 314,495.92	\$ 286,270.79	\$ 28,225.13	\$ 161,286.12
	Apr	\$ 179,392.59	\$ 376,575.12	\$ (197,182.53)	\$ (35,896.41)
	May	\$ 1,383,677.03	\$ 1,247,021.78	\$ 136,655.25	\$ 100,758.84
	Jun	\$ 399,114.64	\$ 394,813.51	\$ 4,301.13	\$ 105,059.97
	Jul	\$ 333,669.57	\$ 253,910.20	\$ 79,759.37	\$ 184,819.34
	Aug	\$ 1,075,383.80	\$ 1,114,565.85	\$ (39,182.05)	\$ 145,637.29
	Sep	\$ 231,083.84	\$ 269,424.60	\$ (38,340.76)	\$ 107,296.53
	Oct	\$ 418,348.27	\$ 303,380.86	\$ 114,967.41	\$ 222,263.94
	Nov	\$ 1,006,596.41	\$ 1,108,144.03	\$ (101,547.62)	\$ 120,716.32
	Dec	\$ 227,834.10	\$ 225,427.36	\$ 2,406.74	\$ 123,123.06
YTD TOTALS		\$ 6,987,697.12	\$ 7,005,031.71		
2022	Jan	\$ 283,899.65	\$ 310,570.13	\$ (26,670.48)	\$ 96,452.58
	Feb	\$ 1,161,730.79	\$ 1,187,206.77	\$ (25,475.98)	\$ 70,976.60
	Mar	\$ 264,920.28	\$ 249,332.38	\$ 15,587.90	\$ 86,564.50
	Apr	\$ 413,508.30	\$ 235,819.87	\$ 177,688.43	\$ 264,252.93
	May	\$ 1,067,278.97	\$ 1,195,551.87	\$ (128,272.90)	\$ 135,980.03
	Jun	\$ 194,768.14	\$ 241,501.67	\$ (46,733.53)	\$ 89,246.50
	Jul	\$ 236,479.26	\$ 249,805.86	\$ (13,326.60)	\$ 75,919.90
	Aug	\$ 1,221,286.17	\$ 1,220,805.79	\$ 480.38	\$ 76,400.28
	Sep	\$ 242,073.91	\$ 270,911.21	\$ (28,837.30)	\$ 47,562.98
	Oct	\$ 301,433.76	\$ 275,799.00	\$ 25,634.76	\$ 73,197.74
	Nov	\$ 1,335,308.20	\$ 1,198,300.24	\$ 137,007.96	\$ 210,205.70
	Dec	\$ 115,835.08	\$ 243,431.33	\$ (127,596.25)	\$ 82,609.45
YTD TOTALS		\$ 6,838,522.51	\$ 6,879,036.12		
2023	Jan	\$ 573,420.43	\$ 243,225.85	\$ 330,194.58	\$ 412,804.03
	Feb	\$ 1,030,594.81	\$ 1,280,188.68	\$ (249,593.87)	\$ 163,210.16
	Mar	\$ 325,012.78	\$ 282,073.17	\$ 42,939.61	\$ 206,149.77
	Apr	\$ 256,592.31	\$ 229,889.56	\$ 26,702.75	\$ 232,852.52
	May	\$ 1,352,829.98	\$ 1,272,844.49	\$ 79,985.49	\$ 312,838.01
	Jun	\$ 209,505.83	\$ 303,717.67	\$ (94,211.84)	\$ 218,626.17
	Jul	\$ 290,703.85	\$ 247,975.44	\$ 42,728.41	\$ 261,354.58
	Aug	\$ 1,183,053.36	\$ 812,179.47	\$ 370,873.89	\$ 632,228.47
	Sep	\$ 733,697.41	\$ 312,616.82	\$ 421,080.59	\$ 1,053,309.06
	Oct	\$ 338,958.19	\$ 278,525.51	\$ 60,432.68	\$ 1,113,741.74
	Nov	\$ 1,116,339.60	\$ 1,223,356.40	\$ (107,016.80)	\$ 1,006,724.94
	Dec	\$ 257,790.85	\$ 225,049.97	\$ 32,740.88	\$ 1,039,465.82
YTD TOTALS		\$ 7,668,499.40	\$ 6,711,643.03		
2024	Jan	\$ 68,761.88	\$ 128,807.31	\$ (60,045.43)	\$ 979,420.39
	Feb			\$ -	\$ 979,420.39
	Mar			\$ -	\$ 979,420.39
	Apr			\$ -	\$ 979,420.39
	May			\$ -	\$ 979,420.39
	Jun			\$ -	\$ 979,420.39
	Jul			\$ -	\$ 979,420.39
	Aug			\$ -	\$ 979,420.39
	Sep			\$ -	\$ 979,420.39
	Oct			\$ -	\$ 979,420.39
	Nov			\$ -	\$ 979,420.39
	Dec			\$ -	\$ 979,420.39
YTD TOTALS		\$ 68,761.88	\$ 128,807.31		

SOUTHWEST DELAWARE COUNTY MUNICIPAL AUTHORITY
Statement of Cash Position - IWSR/DNR/S&T Operating and Customer Deposits Accounts
For Period of January 1, 2020 - December 31, 2020

	Jan-20	Feb-20*	Mar-20	Apr-20	May-20*	Jun-20	Jul-20	Aug-20*	Sep-20	Oct-20	Nov-20*	Dec-20	YTD
Cash Balance - Beginning													
Customer Deposits Account	\$ 50,904.25	\$ 218,734.25	\$ 195,277.64	\$ 26,000.56	\$ 97,256.09	\$ 184,487.72	\$ 35,575.42	\$ 41,402.56	\$ 145,004.31	\$ 22,871.22	\$ 98,738.56	\$ 160,024.05	
Operating Account	\$ 27,000.47	\$ 29,584.32	\$ 19,807.99	\$ 32,192.82	\$ 22,753.55	\$ 25,703.69	\$ (14,358.84)	\$ 21,744.72	\$ (58,661.74)	\$ 11,708.56	\$ (115,993.24)	\$ (22,212.74)	
Total Cash Balance - Beginning	\$ 77,904.72	\$ 248,318.57	\$ 215,085.63	\$ 58,193.38	\$ 120,009.64	\$ 210,191.41	\$ 21,216.58	\$ 63,147.28	\$ 86,342.57	\$ 34,579.78	\$ (17,254.68)	\$ 137,811.31	
Cash Receipts													
Accounts Receivable Collections	\$ 291,953.14	\$ 1,100,965.95	\$ 204,254.34	\$ 263,322.61	\$ 938,692.31	\$ 201,880.33	\$ 368,433.28	\$ 957,736.97	\$ 209,715.99	\$ 249,882.13	\$ 994,514.47	\$ 193,158.49	\$ 5,974,510.01
New Connection Fees								\$ 9,384.18					\$ 9,384.18
Conveyance Fees													
Escrow - Delinquent Customer Accounts	\$ 7,500.00	\$ 7,500.00	\$ 1,478.98					\$ 7,500.00		\$ 1,800.00			\$ 1,478.98
Escrow - Engineering													\$ 24,300.00
Escrow - Developer's Projects													
Sale of Property and Easement Conveyance													
Insurance Claim Reimbursement	\$ 10,697.87	\$ 337.50					\$ 33.00						\$ 35,946.20
Utility Reimbursement/PA One Call Refund	\$ 121.48	\$ 303.97	\$ 175.22	\$ 26.22	\$ 49.41	\$ 103.37	\$ 26.31	\$ 38.75	\$ 20.09	\$ 23.30	\$ 63.29	\$ 66.32	\$ 11,068.37
Interest Income													\$ 1,017.73
Deferred Income													\$ -
Grant Funds													\$ -
COBRA Payment													\$ -
Misc Income - 941 Refund, Insurance Class Action Settlement		\$ 5,851.34											\$ -
Total Cash Receipts	\$ 310,272.49	\$ 1,114,958.76	\$ 205,908.54	\$ 263,348.83	\$ 938,741.72	\$ 201,983.70	\$ 368,492.59	\$ 974,813.31	\$ 209,736.08	\$ 251,705.43	\$ 994,577.76	\$ 229,171.01	\$ 6,004.75
Cash Disbursements													
Payroll (net payroll, taxes and processing fee)	\$ 29,488.71	\$ 21,016.45	\$ 20,974.99	\$ 24,951.52	\$ 22,642.80	\$ 21,057.87	\$ 26,269.60	\$ 21,057.88	\$ 24,795.10	\$ 26,035.57	\$ 20,766.24	\$ 36,694.04	\$ 295,750.77
2017 Sewer Note	\$ 115,321.01	\$ 114,134.40	\$ 114,782.42	\$ 114,067.08	\$ 114,285.00	\$ 112,300.87	\$ 113,360.16	\$ 113,511.64	\$ 113,250.75	\$ 112,602.73	\$ 112,728.98	\$ 112,097.79	\$ 1,362,422.83
MISA Note Payable			\$ 30,000.00										\$ 30,000.00
Sales - Credits Refunded		\$ 96.07	\$ 358.09			\$ 205.30	\$ 137.29	\$ 508.86	\$ 545.88	\$ 130.21	\$ 1,563.64	\$ 731.31	\$ 4,764.02
Return of Customer Escrow							\$ 2,077.29						\$ 2,077.29
Refund of Engineering Escrow													\$ -
Refund of Developer's Escrow													\$ -
Capital Improvements													
Prepaid Insurance/Expenses	\$ 293.75		\$ 273.75	\$ 898.00	\$ 2,963.00			\$ 20,042.50	\$ 14,301.68	\$ 270,000.00	\$ 102,000.00	\$ 7,579.96	\$ 401,252.93
Escrow Release - Engineering Fees	\$ 1,229.00	\$ 1,385.00	\$ 8,952.50	\$ 6,937.00	\$ 6,937.00	\$ 841.00	\$ 1,299.00	\$ 396.00	\$ 1,543.00	\$ 396.00	\$ 897.00	\$ 445.00	\$ 75,047.18
Cost of Goods Sold	\$ 799.91	\$ 847,112.97	\$ 618.50	\$ 762.29	\$ 846,944.49	\$ 407,477.27	\$ 701.72	\$ 846,343.75		\$ 595.74	\$ 847,852.17		\$ 24,320.50
Plant													\$ -
Collections	\$ 95,405.31	\$ 75,059.26	\$ 132,052.45	\$ 108,395.86	\$ 67,287.64	\$ 51,067.75	\$ 54,689.80	\$ 98,086.23	\$ 76,845.99	\$ 142,446.53	\$ 60,379.82	\$ 49,786.88	\$ 1,011,503.52
Maintenance													\$ -
Administration	\$ 95,320.95	\$ 30,887.55	\$ 49,740.59	\$ 40,505.32	\$ 25,032.65	\$ 24,742.54	\$ 25,027.03	\$ 25,286.98	\$ 24,743.50	\$ 30,333.11	\$ 35,549.42	\$ 31,827.74	\$ 378,997.38
Total Cash Disbursements	\$ 277,858.64	\$ 1,089,691.70	\$ 348,800.79	\$ 298,532.57	\$ 1,086,559.95	\$ 617,692.60	\$ 223,561.89	\$ 1,125,233.84	\$ 277,698.87	\$ 582,539.89	\$ 1,218,011.77	\$ 239,162.72	\$ 7,385,345.23
Account Transfers Received													
Account Transfers Sent	\$ 275,000.00	\$ 1,057,000.00	\$ 355,000.00	\$ 300,000.00	\$ 1,090,000.00	\$ 571,000.00	\$ 245,000.00	\$ 1,040,000.00	\$ 339,000.00	\$ 442,000.00	\$ 1,291,000.00	\$ 294,000.00	\$ 7,385,345.23
Total Account Transfers (difference to MIMA #2)	\$ (137,000.00)	\$ (1,115,500.00)	\$ (369,000.00)	\$ (203,000.00)	\$ (852,000.00)	\$ (344,265.93)	\$ (348,000.00)	\$ (866,384.18)	\$ (322,800.00)	\$ (163,000.00)	\$ (912,500.00)	\$ (310,000.00)	\$ (16,000.00)
Total Account Transfers (difference to MIMA #2)	\$ 138,000.00	\$ (58,500.00)	\$ (14,000.00)	\$ 97,000.00	\$ 238,000.00	\$ 226,734.07	\$ (103,000.00)	\$ 173,615.82	\$ 16,200.00	\$ 279,000.00	\$ 378,500.00	\$ (16,000.00)	\$ -
Cash Balance - Ending	\$ 248,318.57	\$ 215,085.63	\$ 58,193.38	\$ 120,009.64	\$ 210,191.41	\$ 21,216.58	\$ 63,147.28	\$ 86,342.57	\$ 34,579.78	\$ (17,254.68)	\$ 137,811.31	\$ 111,819.60	

*Denotes Due Date month on quarterly billing

SOUTHWEST DELAWARE COUNTY MUNICIPAL AUTHORITY
Statement of Cash Position - S&T/WSS Operating and Customer Deposits Accounts
For Period of January 1, 2021 - December 31, 2021

	Jan-21	Feb-21*	Mar-21	Apr-21	May-21*	Jun-21	Jul-21	Aug-21*	Sep-21	Oct-21	Nov-21*	Dec-21	YTD
Cash Balance - Beginning													
Customer Deposits Account	\$ 76,757.22	\$ 96,734.61	\$ 210,638.55	\$ 47,437.13	\$ 57,891.68	\$ 40,350.47	\$ 23,940.67	\$ 106,171.73	\$ 137,402.64	\$ 73,637.53	\$ 93,413.54	\$ 136,503.39	
Operating Account	\$ 35,062.38	\$ (90,337.15)	\$ (934,302.15)	\$ 28,349.61	\$ (95,595.41)	\$ (74,529.64)	\$ 41,253.31	\$ 20,766.43	\$ 292.62	\$ 11,710.34	\$ 29,913.48	\$ (20,784.85)	
Total Cash Balance - Beginning	\$ 111,819.60	\$ 6,397.46	\$ (723,663.60)	\$ 75,486.74	\$ (37,703.73)	\$ (34,179.17)	\$ 65,193.98	\$ 126,938.16	\$ 137,695.26	\$ 85,347.87	\$ 123,327.02	\$ 115,718.54	
Cash Receipts													
Accounts Receivable Collections	\$ 186,937.14	\$ 1,165,859.78	\$ 272,830.68	\$ 170,393.84	\$ 956,536.28	\$ 109,315.05	\$ 341,042.27	\$ 1,075,311.92	\$ 231,056.66	\$ 415,348.42	\$ 1,006,409.76	\$ 234,723.61	\$ 6,165,765.41
New Connection Fees		\$ 10,322.00				\$ 7,974.00							\$ 18,296.00
Conveyance Fees													
Escrow - Delinquent Customer Accounts		\$ 479.29											
Escrow - Engineering	\$ 1,800.00		\$ 7,200.00	\$ 3,800.00		\$ 7,000.00			\$ 3,000.00		\$ 113.00	\$ 97.00	\$ 689.29
Escrow - Developer's Projects	\$ 12,694.73		\$ 33,362.10			\$ 9,872.50							\$ 22,800.00
Sale of Property and Easement Conveyance													\$ 55,929.33
Insurance Claim Reimbursement		\$ 41,803.34	\$ 998.00	\$ 5,183.04			\$ 193.00						\$ 48,177.38
Utility Reimbursement/PA One Call Refund		\$ 8,095.60											\$ 8,095.60
Interest Income	\$ 11.32	\$ 11.21	\$ 30.35	\$ 7.77	\$ 10.06	\$ 25.11	\$ 14.86	\$ 14.03	\$ 17.55	\$ 11.59	\$ 12.79	\$ 18.98	\$ 185.62
Deferred Income													\$ -
Grant Funds													\$ -
COBRA Payment													\$ -
Misc Income - 941 Refund, Insurance Class Action Settlement													\$ -
Total Cash Receipts	\$ 201,443.19	\$ 1,226,571.22	\$ 314,421.13	\$ 179,384.65	\$ 956,546.34	\$ 134,186.66	\$ 341,250.13	\$ 1,075,325.95	\$ 231,074.21	\$ 418,360.01	\$ 1,006,535.55	\$ 234,839.59	\$ 6,319,938.63
Cash Disbursements													
Payroll (net payroll, taxes and processing fee)	\$ 27,503.59	\$ 19,999.49	\$ 19,989.12	\$ 24,999.40	\$ 19,989.12	\$ 19,989.12	\$ 25,020.40	\$ 20,009.12	\$ 23,439.61	\$ 21,580.91	\$ 20,009.12	\$ 25,011.40	\$ 267,540.40
2017 Sewer Note	\$ 112,207.20	\$ 111,946.31	\$ 110,650.28	\$ 111,096.32	\$ 110,835.43	\$ 110,582.96	\$ 110,330.48	\$ 110,078.01	\$ 109,825.54	\$ 109,573.07	\$ 109,320.60	\$ 109,068.12	\$ 1,325,514.32
MTSA Note Payable					\$ 30,000.00								\$ 30,000.00
Sales - Credits Refunded	\$ 218.41	\$ 1,688.11	\$ 1,204.44	\$ 76.36	\$ 100.00	\$ 289.42	\$ 432.25	\$ 983.89	\$ 347.75	\$ 414.67	\$ 1,442.13	\$ 538.70	\$ 7,748.13
Return of Customer Escrow	\$ 479.29												\$ 479.29
Refund of Engineering Escrow													\$ -
Refund of Developer's Escrow	\$ 28,140.00		\$ 31,520.00		\$ 92,019.00		\$ 8,559.00						\$ 160,238.00
Capital Improvements			\$ 9,885.84	\$ 49,371.12		\$ 13,620.00	\$ 19,830.00		\$ 37,380.39				\$ 130,087.35
Prepaid Expenses		\$ 7,071.75	\$ 252.75	\$ 898.00	\$ 4,011.75		\$ 14,729.33						\$ 26,963.58
Insurance Expense									\$ 7,499.00		\$ 3,375.00	\$ 3,375.00	\$ 14,249.00
Escrow Release - Engineering Fees	\$ 3,108.50	\$ 5,238.00	\$ 576.00	\$ 3,716.00	\$ 7,089.50	\$ 1,528.00	\$ 1,264.00	\$ 396.00	\$ 1,845.50	\$ 1,845.50	\$ 3,024.00	\$ 1,199.50	\$ 30,116.50
Cost of Goods Sold	\$ 2,113.21	\$ 882,329.13	\$ 2,736.85	\$ 3,379.52	\$ 882,050.19	\$ 157,390.50	\$ 2,872.96	\$ 882,717.78	\$ 1,506.19	\$ 1,503.80	\$ 881,148.79	\$ 1,051.12	\$ 3,700,900.04
Plant													\$ -
Collections	\$ 54,310.71	\$ 108,092.56	\$ 72,716.31	\$ 114,056.31	\$ 59,812.32	\$ 73,723.29	\$ 55,563.55	\$ 62,087.46	\$ 57,420.64	\$ 134,881.71	\$ 53,877.31	\$ 58,456.04	\$ 904,937.21
Maintenance													\$ -
Administration	\$ 34,784.42	\$ 26,326.93	\$ 36,739.20	\$ 68,980.09	\$ 41,134.47	\$ 17,690.22	\$ 29,938.56	\$ 23,554.26	\$ 30,853.98	\$ 33,581.20	\$ 35,947.08	\$ 26,727.48	\$ 406,257.89
Total Cash Disbursements	\$ 262,865.33	\$ 1,162,632.28	\$ 286,270.79	\$ 376,575.12	\$ 1,247,021.78	\$ 394,813.51	\$ 253,910.20	\$ 1,114,565.85	\$ 269,424.60	\$ 303,380.86	\$ 1,108,144.03	\$ 225,427.36	\$ 7,005,031.71
Account Transfers													
Account Transfers Received	\$ 132,000.00	\$ 290,000.00	\$ 1,241,000.00	\$ 244,000.00	\$ 1,208,869.35	\$ 400,011.00	\$ 192,078.25	\$ 1,002,000.00	\$ 198,000.00	\$ 232,000.00	\$ 948,000.00	\$ 170,000.00	\$ 6,165,765.41
Account Transfers Sent	\$ (176,000.00)	\$ (1,084,000.00)	\$ (470,000.00)	\$ (160,000.00)	\$ (914,869.35)	\$ (40,011.00)	\$ (217,874.00)	\$ (982,000.00)	\$ (212,000.00)	\$ (309,000.00)	\$ (854,000.00)	\$ (211,000.00)	\$ 18,296.00
Total Account Transfers (difference to MMA #2)	\$ (44,000.00)	\$ (794,000.00)	\$ 771,000.00	\$ 84,000.00	\$ 294,000.00	\$ 360,000.00	\$ (25,595.75)	\$ 50,000.00	\$ (14,000.00)	\$ (77,000.00)	\$ 94,000.00	\$ (41,000.00)	\$ -
Cash Balance - Ending	\$ 6,397.46	\$ (723,663.60)	\$ 75,486.74	\$ (37,703.73)	\$ (34,179.17)	\$ 65,193.98	\$ 126,938.16	\$ 137,698.26	\$ 85,347.87	\$ 123,327.02	\$ 115,718.54	\$ 84,130.77	

* Denotes Due Date month on quarterly billing.

SOUTHWEST DELAWARE COUNTY MUNICIPAL AUTHORITY
Statement of Cash Position - S&T/WSB Operating and Customer Deposits Accounts
For Period of January 1, 2022 - December 31, 2022

	Jan-22	Feb-22*	Mar-22	Apr-22	May-22*	Jun-22	Jul-22	Aug-22*	Sep-22	Oct-22	Nov-22*	Dec-22	YTD
Cash Balance - Beginning													
Customer Deposits Account	\$ 51,159.41	\$ 79,244.08	\$ 215,173.90	\$ 49,762.47	\$ 67,204.02	\$ 207,625.41	\$ 43,795.75	\$ 42,965.13	\$ 127,895.76	\$ 36,208.27	\$ 84,584.29	\$ 200,128.23	
Operating Account	\$ 32,971.36	\$ 15,225.56	\$ (1,034,253.96)	\$ 27,741.17	\$ 25,987.51	\$ (73,744.64)	\$ 21,348.93	\$ 17,851.28	\$ (55,893.96)	\$ 9,437.56	\$ (14,807.47)	\$ 7,212.64	
Total Cash Balance - Beginning	\$ 84,130.77	\$ 94,469.64	\$ (819,080.06)	\$ 77,503.64	\$ 93,191.53	\$ 133,880.77	\$ 65,144.68	\$ 60,816.41	\$ 72,002.80	\$ 45,645.83	\$ 69,776.82	\$ 207,337.87	
Cash Receipts													
Accounts Receivable Collections	\$ 281,667.77	\$ 1,135,764.23	\$ 255,387.29	\$ 399,677.44	\$ 934,252.50	\$ 194,723.07	\$ 236,469.88	\$ 1,197,005.75	\$ 237,047.38	\$ 301,419.14	\$ 1,034,460.61	\$ 214,086.36	\$ 6,421,961.42
New Connection Fees					\$ 7,974.00								\$ 7,974.00
Conveyance Fees													
Escrow - Delinquent Customer Accounts		\$ 0.23							\$ 4,977.08				\$ 4,977.31
Escrow - Engineering		\$ 2,727.34	\$ 3,000.00	\$ 3,500.00									\$ 6,500.00
Escrow - Developer & Projects													\$ 2,727.34
Sale of Property and Easement Conveyance													
Insurance Claim Reimbursement			\$ 6,511.54										\$ 6,511.54
Utility Reimbursement/PA One Call Refund		\$ 23,155.67											\$ 23,155.67
Interest Income	\$ 9.03	\$ 9.60	\$ 17.25	\$ 8.32	\$ 14.61	\$ 42.51	\$ 7.71	\$ 12.80	\$ 29.78	\$ 10.85	\$ 14.88	\$ 28.68	\$ 206.02
Deferred Income													\$ 10,322.00
Grant Funds													
COBRA Payment													
Misc Income - Insurance Policy Cancellation	\$ 2,232.20												\$ 2,232.20
Total Cash Receipts	\$ 283,909.00	\$ 1,161,657.07	\$ 264,916.08	\$ 413,507.76	\$ 942,241.11	\$ 194,765.58	\$ 236,477.59	\$ 1,220,992.18	\$ 242,054.24	\$ 301,429.99	\$ 1,034,861.29	\$ 215,560.64	\$ 6,512,372.53
Cash Disbursements													
Payroll (net payroll, taxes and processing fee)	\$ 27,029.16	\$ 20,054.60	\$ 22,408.76	\$ 20,362.37	\$ 18,871.24	\$ 22,117.91	\$ 20,387.38	\$ 18,891.24	\$ 23,614.05	\$ 20,681.64	\$ 20,681.64	\$ 25,852.05	\$ 260,952.04
2017 Sewer Note	\$ 108,815.65	\$ 108,563.18	\$ 108,310.70	\$ 108,058.23	\$ 107,805.76	\$ 107,553.29	\$ 107,300.82	\$ 107,048.34	\$ 106,795.87	\$ 106,543.40	\$ 106,290.92	\$ 106,038.45	\$ 1,289,124.61
MTSA Note Payable			\$ 30,000.00										\$ 30,000.00
Sales - Credits Refunded	\$ 861.81	\$ 405.72	\$ 107.35	\$ 1,030.55	\$ 2,641.92	\$ 1,443.36	\$ 441.31	\$ 2,821.68	\$ 6,618.23	\$ 130.10	\$ 683.16	\$ 227.80	\$ 17,412.99
Return of Customer Escrow									\$ 1,656.72				\$ 1,656.72
Refund of Engineering Escrow		\$ 9,006.62	\$ (9,006.62)										\$ -
Refund of Developer's Escrow													\$ -
Capital Improvements	\$ 50,464.35												\$ 50,464.35
Prepaid Expenses													\$ -
Insurance Expense	\$ 3,375.00	\$ 3,375.00	\$ 3,375.00	\$ 3,375.00	\$ 3,375.00	\$ 3,375.00	\$ 3,473.00	\$ 3,674.00	\$ 3,528.00	\$ 3,528.00	\$ 3,469.00	\$ 3,555.00	\$ 41,475.00
Escrow Release - Engineering Fees	\$ 1,713.50	\$ 1,906.00	\$ 896.00	\$ 1,381.00	\$ 1,086.00	\$ 2,874.00	\$ 3,212.00	\$ 2,912.00	\$ 1,594.00	\$ 2,450.00	\$ 4,769.00	\$ 1,380.00	\$ 26,173.50
Cost of Goods Sold	\$ 925.61	\$ 933,919.42	\$ 456.34	\$ -	\$ 934,071.74	\$ 256.27	\$ 450.06	\$ 920,558.97	\$ 1,470.24		\$ 935,280.31	\$ 1,606.45	\$ 3,728,995.41
Plant													\$ -
Collections	\$ 88,025.56	\$ 79,916.24	\$ 65,694.23	\$ 70,928.56	\$ 65,726.01	\$ 75,629.70	\$ 82,947.77	\$ 99,826.01	\$ 80,486.97	\$ 103,251.59	\$ 93,589.79	\$ 74,678.48	\$ 980,700.91
Maintenance													\$ -
Administration	\$ 29,359.49	\$ 30,059.99	\$ 27,090.62	\$ 30,684.16	\$ 61,974.20	\$ 28,252.14	\$ 31,593.52	\$ 46,498.75	\$ 36,755.51	\$ 39,214.27	\$ 33,536.42	\$ 19,533.10	\$ 414,552.17
Total Cash Disbursements	\$ 310,570.13	\$ 1,187,206.77	\$ 249,332.38	\$ 235,819.87	\$ 1,195,551.87	\$ 241,501.67	\$ 249,805.86	\$ 1,220,805.79	\$ 270,911.21	\$ 275,799.00	\$ 1,198,300.24	\$ 243,431.33	\$ 6,879,036.12
Account Transfers													
Account Transfers Received	\$ 232,000.00	\$ 29,000.00	\$ 1,223,000.00	\$ 166,000.00	\$ 988,000.00	\$ 241,000.00	\$ 193,000.00	\$ 1,040,000.00	\$ 224,400.00	\$ 184,500.00	\$ 1,119,000.00	\$ 136,000.00	\$ 6,196,000.00
Account Transfers Sent	\$ (195,000.00)	\$ (917,000.00)	\$ (842,000.00)	\$ (328,000.00)	\$ (694,000.00)	\$ (263,000.00)	\$ (184,000.00)	\$ (1,029,000.00)	\$ (221,900.00)	\$ (186,000.00)	\$ (818,000.00)	\$ (196,000.00)	\$ (6,000,000.00)
Total Account Transfers (difference to MMA #2)	\$ 37,000.00	\$ (888,000.00)	\$ 881,000.00	\$ (162,000.00)	\$ 294,000.00	\$ (22,000.00)	\$ 9,000.00	\$ 11,000.00	\$ 2,500.00	\$ (1,500.00)	\$ 301,000.00	\$ (60,000.00)	\$ -
Cash Balance - Ending	\$ 94,469.64	\$ (819,080.06)	\$ 77,503.64	\$ 93,191.53	\$ 133,880.77	\$ 65,144.68	\$ 60,816.41	\$ 72,002.80	\$ 45,645.83	\$ 69,776.82	\$ 207,337.87	\$ 119,467.18	

* Denotes Due Date month on quarterly billing

SOUTHWEST DELAWARE COUNTY MUNICIPAL AUTHORITY
Statement of Cash Position - S&T/IVSB Operating, Developers Escrow and Customer Deposits Accounts
 For Period of January 1, 2023 - December 31, 2023

	Jan-23	Feb-23*	Mar-23	Apr-23	May-23*	Jun-23	Jul-23	Aug-23*	Sep-23	Oct-23	Nov-23*	Dec-23	YTD
Cash Balance - Beginning													
Customer Deposits Account	\$ 113,617.74	\$ 251,391.49	\$ 277,812.83	\$ 42,578.83	\$ 87,682.46	\$ 275,568.76	\$ 56,401.74	\$ 136,712.92	\$ 273,152.06	\$ 102,075.30	\$ 259,138.62	\$ 247,215.44	
Developer's Escrow Account	\$ 99,794.92	\$ 99,794.92	\$ 99,794.92	\$ 101,594.92	\$ 103,394.92	\$ 103,394.92	\$ 103,394.92	\$ 106,894.92	\$ 106,894.92	\$ 580,552.92	\$ 580,552.92	\$ 580,552.92	
Operating Account	\$ 5,949.44	\$ 27,420.73	\$ (1,129,228.89)	\$ 19,116.34	\$ 5,901.85	\$ (69,569.35)	\$ 22,263.37	\$ 16,165.72	\$ 33,020.30	\$ 25,194.07	\$ 25,195.48	\$ 32,299.77	
Total Cash Balance - Beginning	\$ 219,262.10	\$ 378,607.14	\$ (751,621.14)	\$ 163,290.09	\$ 196,979.23	\$ 309,394.33	\$ 182,060.03	\$ 259,773.56	\$ 413,067.28	\$ 707,822.29	\$ 864,887.02	\$ 860,068.13	
Cash Receipts													
Accounts Receivable Collections	\$ 459,862.54	\$ 1,027,539.03	\$ 267,108.10	\$ 228,265.92	\$ 1,141,418.01	\$ 205,788.97	\$ 263,581.96	\$ 1,181,014.72	\$ 243,389.24	\$ 317,799.14	\$ 1,059,837.28	\$ 244,699.54	\$ 6,640,304.45
New Connection Fees	\$ 12,499.00			\$ 15,914.00					\$ 16,299.00	\$ 12,799.00		\$ 12,799.00	\$ 70,310.00
Escrow - Delinquent Customer Accounts													
Escrow - Engineering													
Escrow - Developer's Projects													
Sale of Property and Easement Conveyance					\$ 5,220.64		\$ 3,500.00		\$ 3,000.00		\$ 3,500.00		\$ 18,820.64
Insurance Claim Reimbursement									\$ 470,658.00				\$ 470,658.00
Utility Reimbursement/PA One Call Refund	\$ 8,872.19	\$ 2,416.19		\$ 1,951.93		\$ 3,567.06		\$ 1,443.09		\$ 7,978.34			\$ 7,978.34
Interest Income	\$ 11.16	\$ 5.48	\$ 0.44	\$ 10.37	\$ 12.37	\$ 27.34	\$ 10.76	\$ 15.38	\$ 25.59	\$ 13.76	\$ 22.73	\$ 28.69	\$ 183.77
Deferred Income			\$ 37.99										\$ 37.99
Grant Funds													
COBRA Payment													
Misc Income - Insurance Policy Cancellation					\$ 22.99								\$ 22.99
Total Cash Receipts	\$ 481,248.89	\$ 1,029,960.40	\$ 268,946.53	\$ 247,942.22	\$ 1,146,674.01	\$ 209,383.37	\$ 267,092.72	\$ 1,182,473.19	\$ 733,374.83	\$ 338,590.24	\$ 1,063,360.01	\$ 257,527.23	\$ 7,226,566.64
Cash Disbursements													
Payroll (net payroll, taxes and processing fee)	\$ 26,106.54	\$ 20,894.95	\$ 26,926.40	\$ 21,541.12	\$ 21,541.12	\$ 26,954.40	\$ 21,569.12	\$ 24,167.08	\$ 26,838.65	\$ 21,322.96	\$ 26,536.70	\$ 21,439.96	\$ 285,839.00
2017 Sewer Note	\$ 105,785.98	\$ 105,533.51	\$ 105,281.04	\$ 105,028.56	\$ 104,776.09	\$ 104,523.62	\$ 104,271.14	\$ 104,018.67	\$ 103,766.20	\$ 103,513.73	\$ 103,261.26	\$ 103,008.78	\$ 1,252,768.58
MTSA Note Payable		\$ 30,000.00											\$ 30,000.00
Sales - Credits Refunded	\$ 278.09	\$ 170.10		\$ 282.12	\$ 342.53	\$ 142.08		\$ 198.60	\$ 91.08		\$ 25.00		\$ 1,529.60
Return of Customer Escrow													\$ 6,246.00
Refund of Engineering Escrow													\$ 3,500.00
Refund of Developer's Escrow													\$ 3,500.00
Capital Improvements		\$ 49,438.46	\$ 8,436.48		\$ 44,038.00	\$ 13,950.00	\$ 9,524.80	\$ 18,873.75	\$ 46,102.50	\$ 6,075.00	\$ 11,227.50	\$ 7,200.00	\$ 195,992.74
Prepaid Expenses													\$ 30,471.75
Insurance Expense	\$ 3,528.00	\$ 3,528.00	\$ 3,553.00	\$ 3,528.00	\$ 3,528.00	\$ 3,528.00	\$ 3,570.00	\$ 3,544.00	\$ 3,537.00	\$ 3,537.00	\$ 3,537.00	\$ 3,537.00	\$ 42,455.00
Escrow Release - Engineering Fees	\$ 1,047.00	\$ 1,117.00	\$ 1,804.50	\$ 707.50	\$ 2,124.50	\$ 6,377.75	\$ 293.50	\$ 1,270.50	\$ 1,395.00	\$ 149.50	\$ 1,190.00	\$ 140.00	\$ 17,616.75
Cost of Goods Sold	\$ 1,518.95	\$ 956,710.95	\$ 1,599.12	\$ 666.56	\$ 957,365.82	\$ 780.80	\$ 1,338.42	\$ 532,988.79	\$ 2,785.28	\$ 2,565.20	\$ 957,638.30	\$ 2,709.30	\$ 3,418,677.49
Plant													
Collections	\$ 70,674.02	\$ 84,067.85	\$ 83,301.10	\$ 67,351.26	\$ 108,254.06	\$ 120,399.79	\$ 83,106.76	\$ 98,336.46	\$ 98,717.59	\$ 116,982.54	\$ 82,482.68	\$ 65,492.23	\$ 1,079,160.34
Maintenance													
Administration	\$ 34,287.27	\$ 28,727.86	\$ 51,171.53	\$ 30,784.44	\$ 27,374.37	\$ 27,067.23	\$ 24,301.70	\$ 28,771.62	\$ 29,383.52	\$ 24,379.58	\$ 25,859.96	\$ 15,276.70	\$ 347,385.78
Total Cash Disbursements	\$ 243,225.85	\$ 1,280,188.68	\$ 282,073.17	\$ 229,889.56	\$ 1,272,844.49	\$ 303,717.67	\$ 247,975.44	\$ 812,179.47	\$ 312,616.82	\$ 278,525.51	\$ 1,223,356.40	\$ 225,049.97	\$ 6,711,643.03
Account Transfers													
Account Transfers Received	\$ 167,000.00	\$ 18,000.00	\$ 1,333,037.87	\$ 138,636.48	\$ 1,092,585.58	\$ 291,000.00	\$ 178,596.25	\$ 725,000.00	\$ 201,000.00	\$ 220,000.00	\$ 1,127,177.50	\$ 128,500.00	\$ 2,996,000.00
Account Transfers Sent	\$ (245,674.00)	\$ (898,000.00)	\$ (405,000.00)	\$ (123,000.00)	\$ (854,000.00)	\$ (324,000.00)	\$ (120,000.00)	\$ (942,000.00)	\$ (827,000.00)	\$ (123,000.00)	\$ (972,000.00)	\$ (296,000.00)	\$ (2,996,000.00)
Total Account Transfers (difference to MMA #2)	\$ (78,674.00)	\$ (880,000.00)	\$ (88,000.00)	\$ 15,636.48	\$ 238,585.58	\$ (33,000.00)	\$ 58,596.25	\$ (217,000.00)	\$ (126,000.00)	\$ 97,000.00	\$ 155,177.50	\$ (167,500.00)	\$ -
Cash Balance - Ending	\$ 378,607.14	\$ (751,621.14)	\$ 163,290.09	\$ 196,979.23	\$ 309,394.33	\$ 182,060.03	\$ 259,775.56	\$ 413,067.28	\$ 707,822.29	\$ 864,887.02	\$ 860,068.13	\$ 725,045.39	

*Denotes Due Date month on quarterly billing

Page 7 of 20

SOUTHWEST DELAWARE COUNTY MUNICIPAL AUTHORITY
Statement of Cash Position - S&T/WSS Operating, Developers Escrow and Customer Deposits Accounts
 For Period of January 1, 2024 - December 31, 2024

	Jan-24	Feb-24*	Mar-24	Apr-24	May-24*	Jun-24	Jul-24	Aug-24*	Sep-24	Oct-24	Nov-24*	Dec-24	YTD
Cash Balance - Beginning													
Customer Deposits Account	\$ 114,182.69												
Developer's Escrow Account	\$ 580,552.92												
Operating Account	\$ 30,309.78												
Total Cash Balance - Beginning	\$ 725,045.39	\$ -	\$ -	\$ -	\$ -	\$ -	\$ -	\$ -	\$ -	\$ -	\$ -	\$ -	
Cash Receipts													
Accounts Receivable Collections	\$ 66,587.13												\$ 66,587.13
New Connection Fees													\$ -
Conveyance Fees													\$ -
Escrow - Delinquent Customer Accounts													\$ -
Escrow - Engineering													\$ -
Escrow - Developer's Projects	\$ 2,174.75												\$ 2,174.75
Sale of Property and Easement Conveyance													\$ -
Insurance Claim Reimbursement													\$ -
Utility Reimbursement/PA One Call Refund													\$ -
Interest Income													\$ -
Deferred Income													\$ -
Grant Funds													\$ -
COBRA Payment													\$ -
Misc Income - Insurance Policy Cancellation													\$ -
Total Cash Receipts	\$ 68,761.88	\$ -	\$ -	\$ -	\$ -	\$ -	\$ -	\$ -	\$ -	\$ -	\$ -	\$ -	\$ 68,761.88
Cash Disbursements													
Payroll (net payroll, taxes and processing fee)	\$ 22,772.00												\$ 22,772.00
2017 Sewer Note													\$ -
MTSA Note Payable													\$ -
Sales - Credits Refunded													\$ -
Return of Customer Escrow													\$ -
Refund of Engineering Escrow													\$ -
Refund of Developer's Escrow													\$ -
Capital Improvements	\$ 3,150.00												\$ 3,150.00
Prepaid Expenses													\$ -
Insurance Expense	\$ 3,537.00												\$ 3,537.00
Escrow Release - Engineering Fees	\$ 598.75												\$ 598.75
Cost of Goods Sold	\$ 2,478.80												\$ 2,478.80
Plant													\$ -
Collections	\$ 62,844.41												\$ 62,844.41
Maintenance													\$ -
Administration	\$ 33,426.35												\$ 33,426.35
Total Cash Disbursements	\$ 128,807.31	\$ -	\$ -	\$ -	\$ -	\$ -	\$ -	\$ -	\$ -	\$ -	\$ -	\$ -	\$ 128,807.31
Account Transfers													
Account Transfers Received	\$ 42,000.00												\$ 42,000.00
Account Transfers Sent	\$ (42,000.00)												\$ -
Total Account Transfers (difference to MMA #2)	\$ -	\$ -	\$ -	\$ -	\$ -	\$ -	\$ -	\$ -	\$ -	\$ -	\$ -	\$ -	\$ -
Cash Balance - Ending	\$ 664,999.96	\$ -	\$ -	\$ -	\$ -	\$ -	\$ -	\$ -	\$ -	\$ -	\$ -	\$ -	\$ 664,999.96

*Denotes Due Date month on quarterly billing.

SOUTHWEST DELAWARE COUNTY MUNICIPAL AUTHORITY
Statement of Cash Position - DNB/S&T Money Market Account #2
For Period of January 1, 2020 - December 31, 2020

	Jan-20	Feb-20	Mar-20	Apr-20	May-20	Jun-20	Jul-20	Aug-20	Sep-20	Oct-20	Nov-20	Dec-20	YTD
Cash Balance - Beginning													
Money Market Account	\$ 647,650.21	\$ 509,921.64	\$ 568,710.62	\$ 567,610.53	\$ 470,785.59	\$ 233,022.88	\$ 6,153.19	\$ 109,155.98	\$ 26,240.33	\$ 10,060.22	\$ 91,065.69	\$ 12,612.49	
Total Cash Balance - Beginning	\$ 647,650.21	\$ 509,921.64	\$ 568,710.62	\$ 567,610.53	\$ 470,785.59	\$ 233,022.88	\$ 6,153.19	\$ 109,155.98	\$ 26,240.33	\$ 10,060.22	\$ 91,065.69	\$ 12,612.49	
Cash Receipts													
Accounts Receivable Collections													
New Connection Fees													
Interest Income	\$ 271.43	\$ 288.98	\$ 247.91	\$ 175.06	\$ 237.29	\$ 130.31	\$ 2.79	\$ 84.35	\$ 19.89	\$ 5.47	\$ 46.80	\$ 25.56	\$ -
Total Cash Receipts	\$ 271.43	\$ 288.98	\$ 247.91	\$ 175.06	\$ 237.29	\$ 130.31	\$ 2.79	\$ 84.35	\$ 19.89	\$ 5.47	\$ 46.80	\$ 25.56	\$ 1,535.84
Cash Disbursements													
Bond Payment													
Bank Fees													
Total Cash Disbursements	\$ -	\$ -	\$ -	\$ -	\$ -	\$ -	\$ -	\$ -	\$ -	\$ -	\$ -	\$ -	\$ -
Account Transfers													
Account Transfers Received	\$ 137,000.00	\$ 1,115,500.00	\$ 369,000.00	\$ 203,000.00	\$ 852,000.00	\$ 319,000.00	\$ 138,000.00	\$ 612,000.00	\$ 188,800.00	\$ 360,000.00	\$ 446,500.00	\$ 256,000.00	\$ 4,996,800.00
Account Transfers Sent	\$ (275,000.00)	\$ (1,057,000.00)	\$ (370,348.00)	\$ (300,000.00)	\$ (1,090,000.00)	\$ (545,000.00)	\$ (35,000.00)	\$ (695,000.00)	\$ (205,000.00)	\$ (279,000.00)	\$ (525,000.00)	\$ (240,000.00)	\$ (5,617,348.00)
Total Account Transfers	\$ (138,000.00)	\$ 58,500.00	\$ (1,001.00)	\$ (97,000.00)	\$ (238,000.00)	\$ (227,000.00)	\$ 103,000.00	\$ (83,000.00)	\$ (16,200.00)	\$ 81,000.00	\$ (78,500.00)	\$ 16,000.00	\$ (620,548.00)
Cash Balance - Ending	\$ 509,921.64	\$ 568,710.62	\$ 567,610.53	\$ 470,785.59	\$ 233,022.88	\$ 6,153.19	\$ 109,155.98	\$ 26,240.33	\$ 10,060.22	\$ 91,065.69	\$ 12,612.49	\$ 28,638.05	

SOUTHWEST DELAWARE COUNTY MUNICIPAL AUTHORITY
Statement of Cash Position - 5&1 Money Market Account #2
For Period of January 1, 2021 - December 31, 2021

	Jan-21	Feb-21	Mar-21	Apr-21	May-21	Jun-21	Jul-21	Aug-21	Sep-21	Oct-21	Nov-21	Dec-21	YTD
Cash Balance - Beginning	\$ 28,638.05	\$ 72,658.56	\$ 85,724.59	\$ 85,799.38	\$ 1,807.32	\$ 134,938.01	\$ 39,865.99	\$ 57,881.18	\$ 7,939.03	\$ 21,948.66	\$ 98,936.92	\$ 4,997.78	
Money Market Account	\$ 28,638.05	\$ 72,658.56	\$ 85,724.59	\$ 85,799.38	\$ 1,807.32	\$ 134,938.01	\$ 39,865.99	\$ 57,881.18	\$ 7,939.03	\$ 21,948.66	\$ 98,936.92	\$ 4,997.78	
Total Cash Balance - Beginning	\$ 28,638.05	\$ 72,658.56	\$ 85,724.59	\$ 85,799.38	\$ 1,807.32	\$ 134,938.01	\$ 39,865.99	\$ 57,881.18	\$ 7,939.03	\$ 21,948.66	\$ 98,936.92	\$ 4,997.78	
Cash Receipts					\$ 127,119.46	\$ 109,901.11							\$ 237,020.57
Accounts Receivable Collections													
New Connection Fees													
Interest Income	\$ 20.51	\$ 88.03	\$ 74.79	\$ 7.94	\$ 26.23	\$ 26.87	\$ 15.19	\$ 72.85	\$ 9.63	\$ 3.26	\$ 75.86	\$ 9.51	\$ 430.67
Total Cash Receipts	\$ 20.51	\$ 88.03	\$ 74.79	\$ 7.94	\$ 127,145.69	\$ 109,927.98	\$ 15.19	\$ 72.85	\$ 9.63	\$ 3.26	\$ 75.86	\$ 9.51	\$ 430.67
Cash Disbursements													
Bond Payment													
Bank Fees													
Total Cash Disbursements	\$ -	\$ -	\$ -	\$ -	\$ (15.00)	\$ -	\$ -	\$ (15.00)	\$ -	\$ (15.00)	\$ (15.00)	\$ (15.00)	\$ (75.00)
Account Transfers													
Account Transfers Received	\$ 169,000.00	\$ 904,000.00	\$ 434,000.00	\$ 46,000.00	\$ 1,006,000.00	\$ 40,000.00	\$ 180,000.00	\$ 785,000.00	\$ 114,000.00	\$ 118,000.00	\$ 656,000.00	\$ 114,000.00	\$ 4,566,000.00
Account Transfers Sent	\$ (125,000.00)	\$ (120,022.00)	\$ (1,205,000.00)	\$ (130,000.00)	\$ (1,000,000.00)	\$ (245,000.00)	\$ (162,000.00)	\$ (835,000.00)	\$ (100,000.00)	\$ (41,000.00)	\$ (750,000.00)	\$ (80,000.00)	\$ (4,793,022.00)
Total Account Transfers	\$ 44,000.00	\$ 783,978.00	\$ (771,000.00)	\$ (84,000.00)	\$ 6,000.00	\$ (205,000.00)	\$ 18,000.00	\$ (50,000.00)	\$ 14,000.00	\$ 77,000.00	\$ (94,000.00)	\$ 34,000.00	\$ (227,022.00)
Cash Balance - Ending	\$ 72,658.56	\$ 85,724.59	\$ 85,799.38	\$ 1,807.32	\$ 134,938.01	\$ 39,865.99	\$ 57,881.18	\$ 7,939.03	\$ 21,948.66	\$ 98,936.92	\$ 4,997.78	\$ 38,992.29	

SOUTHWEST DELAWARE COUNTY MUNICIPAL AUTHORITY
Statement of Cash Position - S&T Money Market Account #2
For Period of January 1, 2022 - December 31, 2022

	Jan-22	Feb-22	Mar-22	Apr-22	May-22	Jun-22	Jul-22	Aug-22	Sep-22	Oct-22	Nov-22	Dec-22	YTD
Cash Balance - Beginning													
Money Market Account	\$ 38,992.29	\$ 1,982.94	\$ 890,056.66	\$ 9,060.86	\$ 171,061.40	\$ 2,099.26	\$ 24,101.82	\$ 15,103.49	\$ 4,397.48	\$ 1,917.15	\$ 3,420.92	\$ 2,867.83	\$ 4,234,500.00
Total Cash Balance - Beginning	\$ 38,992.29	\$ 1,982.94	\$ 890,056.66	\$ 9,060.86	\$ 171,061.40	\$ 2,099.26	\$ 24,101.82	\$ 15,103.49	\$ 4,397.48	\$ 1,917.15	\$ 3,420.92	\$ 2,867.83	\$ 4,311,293.92
Cash Receipts													
Accounts Receivable Collections													
New Connection Fees													
Interest Income	\$ 5.65	\$ 73.72	\$ 4.20	\$ 0.54	\$ 37.86	\$ 2.56	\$ 1.67	\$ 293.99	\$ 19.67	\$ 3.77	\$ 446.91	\$ 68.36	\$ 958.90
Total Cash Receipts	\$ 5.65	\$ 73.72	\$ 4.20	\$ 0.54	\$ 37.86	\$ 2.56	\$ 1.67	\$ 293.99	\$ 19.67	\$ 3.77	\$ 446.91	\$ 68.36	\$ 958.90
Cash Disbursements													
Bond Payment													
Bank Fees	\$ (15.00)												\$ (15.00)
Total Cash Disbursements	\$ (15.00)												\$ (15.00)
Account Transfers													
Account Transfers Received	\$ 11,000.00	\$ 888,000.00	\$ 259,000.00	\$ 197,000.00	\$ 656,000.00	\$ 124,000.00	\$ 11,000.00	\$ 1,029,000.00	\$ 116,500.00	\$ 19,000.00	\$ 764,000.00	\$ 160,000.00	\$ 4,234,500.00
Account Transfers Sent	\$ (48,000.00)		\$ (1,140,000.00)	\$ (35,000.00)	\$ (825,000.00)	\$ (102,000.00)	\$ (20,000.00)	\$ (1,040,000.00)	\$ (119,000.00)	\$ (17,500.00)	\$ (765,000.00)	\$ (199,793.92)	\$ (4,311,293.92)
Total Account Transfers	\$ (37,000.00)	\$ 888,000.00	\$ (881,000.00)	\$ 162,000.00	\$ (169,000.00)	\$ 22,000.00	\$ (9,000.00)	\$ (11,000.00)	\$ (2,500.00)	\$ 1,500.00	\$ (1,000.00)	\$ (39,793.92)	\$ (76,793.92)
Cash Balance - Ending	\$ 1,982.94	\$ 890,056.66	\$ 9,060.86	\$ 171,061.40	\$ 2,099.26	\$ 24,101.82	\$ 15,103.49	\$ 4,397.48	\$ 1,917.15	\$ 3,420.92	\$ 2,867.83	\$ (36,857.73)	\$ 3,420.92

SOUTHWEST DELAWARE COUNTY MUNICIPAL AUTHORITY
 Statement of Cash Position - S&T Money Market Account #2
 For Period of January 1, 2023 - December 31, 2023

	Jan-23	Feb-23	Mar-23	Apr-23	May-23	Jun-23	Jul-23	Aug-23	Sep-23	Oct-23	Nov-23	Dec-23	YTD
Cash Balance - Beginning	\$ (36,857.73)	\$ 34,196.89	\$ 914,831.30	\$ 42,859.68	\$ 35,873.29	\$ 3,443.68	\$ 36,566.14	\$ 1,581.02	\$ 219,161.19	\$ 345,486.77	\$ 248,854.72	\$ 146,656.81	
Money Market Account	\$ (36,857.73)	\$ 34,196.89	\$ 914,831.30	\$ 42,859.68	\$ 35,873.29	\$ 3,443.68	\$ 36,566.14	\$ 1,581.02	\$ 219,161.19	\$ 345,486.77	\$ 248,854.72	\$ 146,656.81	
Total Cash Balance - Beginning	\$ (36,857.73)	\$ 34,196.89	\$ 914,831.30	\$ 42,859.68	\$ 35,873.29	\$ 3,443.68	\$ 36,566.14	\$ 1,581.02	\$ 219,161.19	\$ 345,486.77	\$ 248,854.72	\$ 146,656.81	
Cash Receipts													
Accounts Receivable Collections													
New Connection Fees													
Interest Income	\$ 54.62	\$ 634.41	\$ 28.38	\$ 13.61	\$ 570.39	\$ 122.46	\$ 14.88	\$ 580.17	\$ 325.58	\$ 367.95	\$ 802.09	\$ 263.62	\$ 3,778.16
Total Cash Receipts	\$ 54.62	\$ 634.41	\$ 28.38	\$ 13.61	\$ 570.39	\$ 122.46	\$ 14.88	\$ 580.17	\$ 325.58	\$ 367.95	\$ 802.09	\$ 263.62	\$ 3,778.16
Cash Disbursements													
Bond Payment													
Bank Fees													
Total Cash Disbursements	\$ -	\$ -	\$ -	\$ -	\$ -	\$ -	\$ -	\$ -	\$ -	\$ -	\$ -	\$ -	\$ -
Account Transfers													
Account Transfers Received	\$ 71,000.00	\$ 979,793.92	\$ 123,000.00	\$ 33,000.00	\$ 817,000.00	\$ 208,000.00	\$ 10,000.00	\$ 917,000.00	\$ 301,000.00	\$ 53,000.00	\$ 892,000.00	\$ 296,000.00	\$ 4,700,793.92
Account Transfers Sent	\$ (99,793.92)	\$ (99,793.92)	\$ (995,000.00)	\$ (40,000.00)	\$ (850,000.00)	\$ (175,000.00)	\$ (45,000.00)	\$ (700,000.00)	\$ (175,000.00)	\$ (150,000.00)	\$ (995,000.00)	\$ (128,500.00)	\$ (4,353,293.92)
Total Account Transfers	\$ (28,793.92)	\$ (20,000.00)	\$ (772,000.00)	\$ (7,000.00)	\$ (33,000.00)	\$ (33,000.00)	\$ (35,000.00)	\$ (217,000.00)	\$ (126,000.00)	\$ (97,000.00)	\$ (103,000.00)	\$ (167,500.00)	\$ 347,500.00
Cash Balance - Ending	\$ 34,196.89	\$ 914,831.30	\$ 42,859.68	\$ 35,873.29	\$ 3,443.68	\$ 36,566.14	\$ 1,581.02	\$ 219,161.19	\$ 345,486.77	\$ 248,854.72	\$ 146,656.81	\$ 314,420.43	

SOUTHWEST DELAWARE COUNTY MUNICIPAL AUTHORITY
Statement of Cash Position - S&I Money Market Account #2
For Period of January 1, 2024 - December 31, 2024

	Jan-24	Feb-24	Mar-24	Apr-24	May-24	Jun-24	Jul-24	Aug-24	Sep-24	Oct-24	Nov-24	Dec-24	YTD
Cash Balance - Beginning													
Money Market Account	\$ 314,420.43												
Total Cash Balance - Beginning	\$ 314,420.43	\$ -	\$ -	\$ -	\$ -	\$ -	\$ -	\$ -	\$ -	\$ -	\$ -	\$ -	
Cash Receipts													
Accounts Receivable Collections													\$ -
New Connection Fees													\$ -
Interest Income													\$ -
Total Cash Receipts	\$ -	\$ -	\$ -	\$ -	\$ -	\$ -	\$ -	\$ -	\$ -	\$ -	\$ -	\$ -	\$ -
Cash Disbursements													
Bond Payment													\$ -
Bank Fees													\$ -
Total Cash Disbursements	\$ -	\$ -	\$ -	\$ -	\$ -	\$ -	\$ -	\$ -	\$ -	\$ -	\$ -	\$ -	\$ -
Account Transfers													
Account Transfers Received													\$ -
Account Transfers Sent													\$ -
Total Account Transfers	\$ -	\$ -	\$ -	\$ -	\$ -	\$ -	\$ -	\$ -	\$ -	\$ -	\$ -	\$ -	\$ -
Cash Balance - Ending	\$ 314,420.43	\$ -	\$ -	\$ -	\$ -	\$ -	\$ -	\$ -	\$ -	\$ -	\$ -	\$ -	\$ -

SOUTHWEST DELAWARE COUNTY MUNICIPAL AUTHORITY
Statement of Cash Position - DNB/S&T Money Market Account #1 - Board Restricted
For Period of January 1, 2020 - December 31, 2020

	Jan-20	Feb-20	Mar-20	Apr-20	May-20	Jun-20	Jul-20	Aug-20	Sep-20	Oct-20	Nov-20	Dec-20	YTD
Cash Balance - Beginning	\$ 2,163,642.28	\$ 2,164,561.28	\$ 2,165,273.27	\$ 2,181,374.93	\$ 2,182,083.13	\$ 2,182,767.94	\$ 2,183,523.83	\$ 2,184,256.36	\$ 2,094,202.85	\$ 2,094,624.55	\$ 1,735,036.68	\$ 1,541,893.06	
Money Market Account	\$ 2,163,642.28	\$ 2,164,561.28	\$ 2,165,273.27	\$ 2,181,374.93	\$ 2,182,083.13	\$ 2,182,767.94	\$ 2,183,523.83	\$ 2,184,256.36	\$ 2,094,202.85	\$ 2,094,624.55	\$ 1,735,036.68	\$ 1,541,893.06	
Total Cash Balance - Beginning	\$ 2,163,642.28	\$ 2,164,561.28	\$ 2,165,273.27	\$ 2,181,374.93	\$ 2,182,083.13	\$ 2,182,767.94	\$ 2,183,523.83	\$ 2,184,256.36	\$ 2,094,202.85	\$ 2,094,624.55	\$ 1,735,036.68	\$ 1,541,893.06	
Cash Receipts													
Sewer Revenue Note - Series of 2017													\$ -
Accounts Receivable Collections													\$ -
Deferred Tapping Fees			\$ 15,348.00					\$ 9,384.18			\$ 106,477.35		\$ 131,209.53
PA H2O Grant													\$ -
Sale of Assets													\$ -
Developer's Projects Escrow													\$ -
Interest Income	\$ 919.00	\$ 711.99	\$ 753.66	\$ 708.20	\$ 684.81	\$ 755.89	\$ 732.53	\$ 562.31	\$ 421.70	\$ 412.13	\$ 379.03	\$ 320.84	\$ 7,362.09
Total Cash Receipts	\$ 919.00	\$ 711.99	\$ 16,101.66	\$ 708.20	\$ 684.81	\$ 755.89	\$ 732.53	\$ 9,946.49	\$ 421.70	\$ 412.13	\$ 106,856.38	\$ 320.84	\$ 139,571.62
Cash Disbursements													
Developer's Escrow Release													\$ -
Bond Payment													\$ -
Bank Fees													\$ -
Total Cash Disbursements	\$ -	\$ -	\$ -	\$ -	\$ -	\$ -	\$ -	\$ -	\$ -	\$ -	\$ -	\$ -	\$ -
Account Transfers													
Account Transfers Received													\$ (760,000.00)
Account Transfers Sent								\$ (100,000.00)		\$ (360,000.00)			\$ (760,000.00)
Total Account Transfers	\$ -	\$ -	\$ -	\$ -	\$ -	\$ -	\$ -	\$ (100,000.00)	\$ (360,000.00)	\$ (360,000.00)	\$ (300,000.00)	\$ -	\$ (760,000.00)
Cash Balance - Ending	\$ 2,164,561.28	\$ 2,165,273.27	\$ 2,181,374.93	\$ 2,182,083.13	\$ 2,182,767.94	\$ 2,183,523.83	\$ 2,184,256.36	\$ 2,094,202.85	\$ 2,094,624.55	\$ 1,735,036.68	\$ 1,541,893.06	\$ 1,542,713.90	

SOUTHWEST DELAWARE COUNTY MUNICIPAL AUTHORITY
Statement of Cash Position - S&T Money Market Account #1 - Board Restricted
For Period of January 1, 2021 - December 31, 2021

	Jan-21	Feb-21	Mar-21	Apr-21	May-21	Jun-21	Jul-21	Aug-21	Sep-21	Oct-21	Nov-21	Dec-21	YTD
Cash Balance - Beginning	\$ 1,542,213.90	\$ 1,642,279.45	\$ 1,652,610.78	\$ 1,929,159.53	\$ 1,929,310.16	\$ 1,629,450.76	\$ 1,482,266.37	\$ 1,490,056.33	\$ 1,490,180.43	\$ 1,490,296.78	\$ 1,490,409.27	\$ 1,490,533.40	
Money Market Account	\$ 1,542,213.90	\$ 1,642,279.45	\$ 1,652,610.78	\$ 1,929,159.53	\$ 1,929,310.16	\$ 1,629,450.76	\$ 1,482,266.37	\$ 1,490,056.33	\$ 1,490,180.43	\$ 1,490,296.78	\$ 1,490,409.27	\$ 1,490,533.40	
Total Cash Balance - Beginning	\$ 1,542,213.90	\$ 1,642,279.45	\$ 1,652,610.78	\$ 1,929,159.53	\$ 1,929,310.16	\$ 1,629,450.76	\$ 1,482,266.37	\$ 1,490,056.33	\$ 1,490,180.43	\$ 1,490,296.78	\$ 1,490,409.27	\$ 1,490,533.40	
Cash Receipts													
Sewer Revenue Note - Series of 2017													
Accounts Receivable Collections													
Deferred Tapping Fees													
PA H2O Grant													
Sale of Assets													
Developer's Projects Escrow													
Interest Income	\$ 303.55	\$ 309.33	\$ 284.75	\$ 150.63	\$ 140.60	\$ 141.61	\$ 115.96	\$ 124.10	\$ 116.35	\$ 112.49	\$ 124.13	\$ 120.26	\$ 2,043.76
Total Cash Receipts	\$ 100,065.55	\$ 10,331.33	\$ 276,548.75	\$ 150.63	\$ 140.60	\$ 7,815.61	\$ 7,789.96	\$ 124.10	\$ 116.35	\$ 112.49	\$ 124.13	\$ 8,094.26	\$ 411,413.76
Cash Disbursements													
Developer's Escrow Release													
Bond Payment													
Bank Fees													
Total Cash Disbursements	\$ -	\$ -	\$ -	\$ -	\$ -	\$ -	\$ -	\$ -	\$ -	\$ -	\$ -	\$ -	\$ -
Account Transfers													
Account Transfers Received													
Account Transfers Sent													
Total Account Transfers	\$ -	\$ -	\$ -	\$ -	\$ (300,000.00)	\$ (155,000.00)	\$ -	\$ -	\$ -	\$ -	\$ -	\$ -	\$ (455,000.00)
Cash Balance - Ending	\$ 1,642,279.45	\$ 1,652,610.78	\$ 1,929,159.53	\$ 1,929,310.16	\$ 1,629,450.76	\$ 1,482,266.37	\$ 1,490,056.33	\$ 1,490,180.43	\$ 1,490,296.78	\$ 1,490,409.27	\$ 1,490,533.40	\$ 1,498,627.66	

SOUTHWEST DELAWARE COUNTY MUNICIPAL AUTHORITY
Statement of Cash Position - S&T Money Market Account #1 - Board Restricted
For Period of January 1, 2022 - December 31, 2022

	Jan-22	Feb-22	Mar-22	Apr-22	May-22	Jun-22	Jul-22	Aug-22	Sep-22	Oct-22	Nov-22	Dec-22	YTD
Cash Balance - Beginning													
Money Market Account	\$ 1,498,627.66	\$ 1,498,748.53	\$ 1,498,857.76	\$ 1,499,048.71	\$ 1,515,176.93	\$ 1,390,375.68	\$ 1,390,829.36	\$ 1,391,541.00	\$ 1,392,748.10	\$ 1,394,136.99	\$ 1,396,187.79	\$ 1,098,421.51	
Total Cash Balance - Beginning	\$ 1,498,627.66	\$ 1,498,748.53	\$ 1,498,857.76	\$ 1,499,048.71	\$ 1,515,176.93	\$ 1,390,375.68	\$ 1,390,829.36	\$ 1,391,541.00	\$ 1,392,748.10	\$ 1,394,136.99	\$ 1,396,187.79	\$ 1,098,421.51	
Cash Receipts													
Sewer Revenue Note - Series of 2017													\$ -
Accounts Receivable Collections													\$ -
Deferred Tapping Fees				\$ 15,948.00									\$ 15,948.00
PA H2O Grant													\$ -
Sale of Assets													\$ -
Developer's Projects Escrow													\$ -
Interest Income	\$ 120.87	\$ 109.23	\$ 190.95	\$ 180.22	\$ 198.75	\$ 453.68	\$ 711.64	\$ 1,207.10	\$ 1,388.89	\$ 2,050.80	\$ 2,233.72	\$ 1,784.86	\$ 10,630.71
Total Cash Receipts	\$ 120.87	\$ 109.23	\$ 190.95	\$ 16,128.22	\$ 198.75	\$ 453.68	\$ 711.64	\$ 1,207.10	\$ 1,388.89	\$ 2,050.80	\$ 2,233.72	\$ 1,784.86	\$ 26,578.71
Cash Disbursements													
Developer's Escrow Release													\$ -
Bond Payment													\$ -
Bank Fees													\$ -
Total Cash Disbursements	\$ -	\$ -	\$ -	\$ -	\$ -	\$ -	\$ -	\$ -	\$ -	\$ -	\$ -	\$ -	\$ -
Account Transfers													
Account Transfers Received					\$ (125,000.00)								\$ (425,000.00)
Account Transfers Sent					\$ (125,000.00)								\$ (425,000.00)
Total Account Transfers	\$ -	\$ -	\$ -	\$ -	\$ (125,000.00)	\$ -	\$ -	\$ -	\$ -	\$ -	\$ (300,000.00)	\$ -	\$ (425,000.00)
Cash Balance - Ending	\$ 1,498,748.53	\$ 1,498,857.76	\$ 1,499,048.71	\$ 1,515,176.93	\$ 1,390,375.68	\$ 1,390,829.36	\$ 1,391,541.00	\$ 1,392,748.10	\$ 1,394,136.99	\$ 1,396,187.79	\$ 1,098,421.51	\$ 1,100,206.37	

SOUTHWEST DELAWARE COUNTY MUNICIPAL AUTHORITY
Statement of Cash Position - S&T Money Market Account #1 - Board Restricted
For Period of January 1, 2023 - December 31, 2023

	Jan-23	Feb-23	Mar-23	Apr-23	May-23	Jun-23	Jul-23	Aug-23	Sep-23	Oct-23	Nov-23	Dec-23	YTD
Cash Balance - Beginning													
Money Market Account	\$ 1,100,206.37	\$ 1,127,005.45	\$ 1,128,714.68	\$ 1,074,559.88	\$ 1,067,551.68	\$ 864,816.98	\$ 865,977.73	\$ 843,575.14	\$ 844,745.12	\$ 845,841.13	\$ 847,052.10	\$ 795,978.82	
Total Cash Balance - Beginning	\$ 1,100,206.37	\$ 1,127,005.45	\$ 1,128,714.68	\$ 1,074,559.88	\$ 1,067,551.68	\$ 864,816.98	\$ 865,977.73	\$ 843,575.14	\$ 844,745.12	\$ 845,841.13	\$ 847,052.10	\$ 795,978.82	
Cash Receipts													
Sewer Revenue Note - Series of 2017													
Accounts Receivable Collections													
Deferred Tapping Fees/Connection Fees													
PA H2O Grant	\$ 24,891.31												\$ 24,891.31
Sale of Assets													
Developer's Projects Escrow													
Interest Income	\$ 1,907.77	\$ 1,709.23	\$ 1,883.07	\$ 1,628.28	\$ 1,865.30	\$ 1,160.75	\$ 1,193.66	\$ 1,169.98	\$ 1,096.01	\$ 1,210.97	\$ 1,104.22	\$ 1,032.75	\$ 16,961.99
Total Cash Receipts	\$ 26,799.08	\$ 1,709.23	\$ 1,883.07	\$ 1,628.28	\$ 1,865.30	\$ 1,160.75	\$ 1,193.66	\$ 1,169.98	\$ 1,096.01	\$ 1,210.97	\$ 1,104.22	\$ 1,032.75	\$ 41,853.30
Cash Disbursements													
Developer's Escrow Release													
Bond Payment													
Bank Fees													
Total Cash Disbursements	\$ -	\$ -	\$ -	\$ -	\$ -	\$ -	\$ -	\$ -	\$ -	\$ -	\$ -	\$ -	\$ -
Account Transfers													
Account Transfers Received													
Account Transfers Sent	\$ -	\$ -	\$ (56,037.87)	\$ (8,636.48)	\$ (204,600.00)	\$ -	\$ (23,596.25)	\$ -	\$ -	\$ -	\$ (52,177.50)	\$ -	\$ (345,048.10)
Total Account Transfers	\$ -	\$ -	\$ (56,037.87)	\$ (8,636.48)	\$ (204,600.00)	\$ -	\$ (23,596.25)	\$ -	\$ -	\$ -	\$ (52,177.50)	\$ -	\$ (345,048.10)
Cash Balance - Ending	\$ 1,127,005.45	\$ 1,128,714.68	\$ 1,074,559.88	\$ 1,067,551.68	\$ 864,816.98	\$ 865,977.73	\$ 843,575.14	\$ 844,745.12	\$ 845,841.13	\$ 847,052.10	\$ 795,978.82	\$ 797,011.57	

SOUTHWEST DELAWARE COUNTY MUNICIPAL AUTHORITY
Statement of Cash Position - S&T Money Market Account #1 - Board Restricted
For Period of January 1, 2024 - December 31, 2024

	Jan-24	Feb-24	Mar-24	Apr-24	May-24	Jun-24	Jul-24	Aug-24	Sep-24	Oct-24	Nov-24	Dec-24	YTD
Cash Balance - Beginning													
Money Market Account	\$ 797,011.57												
Total Cash Balance - Beginning	\$ 797,011.57	\$ -	\$ -	\$ -	\$ -	\$ -	\$ -	\$ -	\$ -	\$ -	\$ -	\$ -	
Cash Receipts													
Sewer Revenue Note - Series of 2017													\$ -
Accounts Receivable Collections													\$ -
Deferred Tapping Fees/Connection Fees													\$ -
PA H2O Grant													\$ -
Sale of Assets													\$ -
Developer's Projects Escrow													\$ -
Interest Income													\$ -
Total Cash Receipts	\$ -	\$ -	\$ -	\$ -	\$ -	\$ -	\$ -	\$ -	\$ -	\$ -	\$ -	\$ -	\$ -
Cash Disbursements													
Developer's Escrow Release													\$ -
Bond Payment													\$ -
Bank Fees													\$ -
Total Cash Disbursements	\$ -	\$ -	\$ -	\$ -	\$ -	\$ -	\$ -	\$ -	\$ -	\$ -	\$ -	\$ -	\$ -
Account Transfers													
Account Transfers Received													\$ -
Account Transfers Sent													\$ -
Total Account Transfers	\$ -	\$ -	\$ -	\$ -	\$ -	\$ -	\$ -	\$ -	\$ -	\$ -	\$ -	\$ -	\$ -
Cash Balance - Ending	\$ 797,011.57	\$ -	\$ -	\$ -	\$ -	\$ -	\$ -	\$ -	\$ -	\$ -	\$ -	\$ -	\$ -

SOUTHWEST DELAWARE COUNTY MUNICIPAL AUTHORITY

Analysis of Collections on Accounts Receivable

For Period of January 1, 2023 - January 31, 2024

	<u>1/31/2023</u>	<u>4/30/2023</u>	<u>7/31/2023</u>	<u>10/31/2023</u>	<u>1/31/2024</u>
ACCOUNTS RECEIVABLE BALANCES BY TYPE					
Accounts Receivable - Sewer (Res, Comm, Ind)	\$ 1,619,922.57	\$ 1,813,458.35	\$ 1,734,931.52	\$ 1,714,460.35	
Accounts Receivable - Township	\$ 109,697.57	\$ -	\$ 111,518.86	\$ -	
Accounts Receivable - Pretreatment	\$ 25,020.00	\$ 10,777.50	\$ 6,635.00	\$ 6,335.00	
Accounts Receivable - Northwest Assessment	\$ 74,930.41	\$ 70,780.87	\$ 71,428.96	\$ 71,614.20	
Total Accounts Receivable	\$ 1,829,570.55	\$ 1,895,016.72	\$ 1,924,514.34	\$ 1,792,409.55	\$ -
ACCOUNTS RECEIVABLE COLLECTIONS					
Feb, Mar, Apr	\$ 1,522,913.05				
May, Jun, Jul		\$ 1,610,788.94			
Aug, Sep, Oct			\$ 1,742,203.10		
Nov, Dec, Jan				\$ 1,304,536.82	
Collection % per Billing Period	83%	85%	91%	73%	#DIV/0!
DELINQUENT NOTICES					
	<u>2022 Q4</u>	<u>2023 Q1</u>	<u>2023 Q2</u>	<u>2023 Q3</u>	
Date Delinquent Notices Mailed	3/8/2023	6/8/2023	9/8/2023	12/7/2023	
Total Number of Accounts Billed	7,561	7,565	7,569	7,572	
Total Number of Delinquent Accounts	1,687	1,679	1,654	1,712	
Total Number of Delinquent Notices Mailed	1,602	1,568	1,571	1,611	
Current Delinquent Charges	\$ 392,967.56	\$ 316,688.64	\$ 319,434.63	\$ 330,282.46	
Past Delinquent Charges	\$ 416,940.96	\$ 383,301.00	\$ 378,600.83	\$ 368,442.97	
Total Delinquent Charges	\$ 809,908.52	\$ 699,989.64	\$ 698,035.46	\$ 698,725.43	
Penalty Charges	\$ 33,071.86	\$ 29,149.16	\$ 29,821.02	\$ 30,347.53	
Interest Charges	\$ 8,463.88	\$ 7,697.85	\$ 7,073.80	\$ 7,241.48	
Total Late Fees Charged	\$ 41,535.74	\$ 36,847.01	\$ 36,894.82	\$ 37,589.01	


SOUTHWEST DELAWARE COUNTY MUNICIPAL AUTHORITY

S&T/IWSB Operating and Customer Deposits Accounts - Analysis Current Year to Prior Year


For Period of December 2023 to December 2022

	<u>Dec-23</u>	<u>Dec-22</u>	<u>Variance</u>
Cash Balance - Beginning			
Customer Deposits Account	\$ 247,215.44	\$ 200,125.23	\$ 47,090.21
Developer's Escrow Account	\$ 580,552.92		\$ 580,552.92
Operating Account	\$ 32,299.77	\$ 7,212.64	\$ 25,087.13
Total Cash Balance - Beginning	\$ 860,068.13	\$ 207,337.87	\$ 652,730.26
Cash Receipts			
Accounts Receivable Collections	\$ 244,699.54	\$ 214,086.36	\$ 30,613.18
New Connection Fees	\$ 12,799.00		\$ 12,799.00
Conveyance Fees			\$ -
Escrow - Delinquent Customer Accounts			\$ -
Escrow - Engineering			\$ -
Escrow - Developer's Projects			\$ -
Sale of Property and Easement Conveyance			\$ -
Insurance Claim Reimbursement			\$ -
Utility Reimbursement/PA One Call Refund		\$ 1,445.60	\$ (1,445.60)
Interest Income	\$ 28.69	\$ 28.68	\$ 0.01
Deferred Income			\$ -
Grant Funds			\$ -
COBRA Payment			\$ -
Misc Income - 941 Refund, Insurance Class Action Settlement			\$ -
Total Cash Receipts	\$ 257,527.23	\$ 215,560.64	\$ 41,966.59
Cash Disbursements			
Payroll (net payroll, taxes and processing fee)	\$ 21,439.96	\$ 25,852.05	\$ (4,412.09)
2017 Sewer Note	\$ 103,008.78	\$ 106,038.45	\$ (3,029.67)
MTSA Note Payable			
Sales - Credits Refunded		\$ 227.80	\$ (227.80)
Return of Customer Escrow	\$ 6,246.00		\$ 6,246.00
Refund of Engineering Escrow			\$ -
Refund of Developer's Escrow			\$ -
Capital Improvements	\$ 7,200.00	\$ 10,562.00	\$ (3,362.00)
Prepaid Insurance/Expenses			\$ -
Insurance Expense	\$ 3,537.00	\$ 3,553.00	\$ (16.00)
Escrow Release - Engineering Fees	\$ 140.00	\$ 1,380.00	\$ (1,240.00)
Cost of Goods Sold	\$ 2,709.30	\$ 1,606.45	\$ 1,102.85
Plant			\$ -
Collections	\$ 65,492.23	\$ 74,678.48	\$ (9,186.25)
Maintenance			\$ -
Administration	\$ 15,276.70	\$ 19,533.10	\$ (4,256.40)
Total Cash Disbursements	\$ 225,049.97	\$ 243,431.33	\$ (18,381.36)
Account Transfers			
Account Transfers Received	\$ 128,500.00	\$ 136,000.00	\$ (7,500.00)
Account Transfers Sent	\$ (296,000.00)	\$ (196,000.00)	\$ (100,000.00)
Total Account Transfers (difference to MMA #2)	\$ (167,500.00)	\$ (60,000.00)	\$ (107,500.00)
Cash Balance - Ending	\$ 725,045.39	\$ 119,467.18	\$ 605,578.21


CASH COLLECTIONS - ACCOUNTS RECEIVABLE SEWER - All Customers




CASH DISBURSEMENTS (includes payroll and loan payments)



ACCOUNTS RECEIVABLE - SEWER (Residential, Commercial & Industrial)




CASH BALANCES - ALL SBT ACCOUNTS



SOUTHWEST DELAWARE COUNTY MUNICIPAL AUTHORITY
For Period 1/1/20-12/31/24

ACCOUNTS RECEIVABLE BALANCE - PANDEMIC



QUARTERLY BILLING (Included in AIR Total)

1/31/2020	\$ 1,445,643.76
4/30/2020	\$ 1,460,807.05
7/31/2020	\$ 1,403,211.02
10/31/2020	\$ 1,459,723.61
1/31/2021	\$ 1,477,051.97
4/30/2021	\$ 1,460,807.05
7/31/2021	\$ 1,460,807.05
10/31/2021	\$ 1,521,165.78
1/31/2022	\$ 1,502,668.22
4/30/2022	\$ 1,457,381.50
7/31/2022	\$ 1,457,381.50
10/31/2022	\$ 1,513,348.01
1/31/2023	\$ 1,565,605.94
4/30/2023	\$ 1,545,771.78
7/31/2023	\$ 1,545,771.78
10/31/2023	\$ 1,520,029.11
1/31/2024	\$ 1,620,840.76

