

Southwest Delaware County Municipal Authority
One Gamble Lane
P.O. Box 2466
Aston, PA 19014-0466
Minutes of the Meeting
December 18, 2023

The General Meeting was called to order by Chairman Leonard Balestrieri at 7:48 p.m. with a quorum present.

Board members in attendance:
Mr. Leonard Balestrieri
Mr. Thomas Cozza
Mr. John Zwiercan
Ms. Goodrich-Cairns
Mr. John Saudarg (via ZOOM)
Mr. Steve Maiale

Also in attendance:
Mr. Francis J. Catania, Esquire, Authority Solicitor (via ZOOM)
Mr. James Gade, Stantec Consulting Services, Inc.
Mr. Frederick Tasker, Contract Services Coordinator
Ms. Cecelia Nelson, Authority Administrator

Pledge of Allegiance

The Pledge of Allegiance was recited by all present.

Work Session Attendees

None

Board Actions

A motion was made by Ms. Goodrich-Cairns, second by Mr. Maiale and approved on a 6 to 0 vote authorizing the December engineering escrow release to Stantec totaling \$140.00 for the following projects:

2270.79	Rose Hill	\$ 140.00
---------	-----------	-----------

A motion was made by Mr. Cozza, second by Ms. Goodrich-Cairns and approved on a 6 to 0 vote authorizing the Authority Administrator to transfer funds of \$7,200.00 from Money Market Account #1 to the Operating Account for Pay Application #6 submitted by AJM Electric Inc. for electrical work at the Woodbrook Pump Station, as approved with the 2023 Capital Improvement budget.

A motion was made by Mr. Cozza, second by Mr. Balestrieri and approved on a 6 to 0 vote authorizing the Authority Administrator to execute the contract with Link Computer Corporation for the implementation, training and data conversion to the Muni-Link Billing software at a first year cost not to exceed \$54,020.00.

Operations Committee and Engineer's Report

Mr. Gade presented an update on the ongoing operations issues at the work session.

Mr. Catania reported that the Brookefield pump station dedication documents have been recorded and that the utilities associated with this pump station should be transferred to SWDCMA for future financial responsibility. Ms. Nelson acknowledged that both the Comcast and PECO accounts are being/have already been transferred to SWDCMA.

Mr. Gade reported that Standard Pipe Services will be performing additional testing of the exterior grout injection at the Deep Siphon by plugging the incoming line to test if that pipe is leaking but this work will be handled following the completion of the Delcora I&I removal project.

Mr. Gade updated the Board that the I&I removal project is continuing as scheduling allows for Standard Pipe Services. Mr. Gade reported that he will follow up with Delcora on the reimbursement of the repair cost of the Frazer/Schick ROW.

Mr. Gade and Mr. Tasker reported on the progress of the improvements at both Eagle and Woodbrook pump stations. AJM Electric has submitted Pay Request 6 for Board approval for the generator and equipment installation at Woodbrook Pump Station. The installation of a VFD, to replace the damaged motor controller, was completed on 11/29/23. The VFD revealed damage to Pump #1 motor windings so the motor was removed and sent for repair

Mr. Gade reported that the 2023 ARPA H2O and PA Small Water and Sewer Grant awards are not on the agenda of DCED's January meeting.

Mr. Gade reported that the release of the escrow funds for the Chester Township Electric Sign Board project will occur after completion of the sign installation, including the energizing of the sign.

Mr. Gade presented the Authority's current SOP regarding PA One Calls and the responsibility for marking out laterals that are not owned by SWDCMA as a helpful guide to the contractor. The issue of liability was discussed from both positions and the Board agreed that this matter should be discussed with the Authority Solicitor after the January appointment.

Ms. Nelson provided the flow information through November 30, 2023 to the Board, which includes the annual true up of the Delcora budgeted flows.

Minutes of the previous meeting

The minutes from the November 20, 2023 General Board Meeting were presented on a motion by Mr. Cozza, second by Mr. Zwiercan and approved on a 5 to 0 vote. Ms. Goodrich-Cairns abstained from voting as she was not present at the November meeting.

Treasurer's Report

Mr. Cozza presented the December treasurer's report in oral form followed by a review of the Authority's statement of cash. The December 20, 2023 Treasurer's Report, inclusive of accounts

payable disbursements for December, was presented on a motion by Mr. Saudarg, second by Mr. Maiale and approved on a 6 to 0 vote.

Finance Committee

Mr. Cozza presented the December 2023 adjustments for sewer service accounts, which totaled \$51.89 net credit. On a motion by Mr. Zwiercan and second by Mr. Maiale, December sewer service account adjustments were approved on a 6 to 0 vote.

Ms. Nelson presented the options of utility billing software using both on premise servers (Tyler New World ERP, Diversified) and cloud based programs (Tyler SaaS, Diversified, Edmunds and MuniLink). Based on the demonstrations of all programs, the cost associated with the various programs and the implementation and transition to the programs, Ms. Nelson recommends MuniLink as the best option. The cost associated with this software upgrade is not expected to exceed \$54,020.00.

Range Planning Committee

None

Negotiations Committee

None

Solicitor's Report

Mr. Catania provided an update on developments in the ongoing legal actions of the Authority.

Executive Session

None

Other Business

None

Adjournment

The meeting was adjourned at 7:54 p.m.

Attested by,



Secretary, Board of Directors

SOUTHWEST DELAWARE COUNTY MUNICIPAL AUTHORITY

Treasurer's Report

For Period of November 21, 2023 - December 18, 2023

Opening Cash Balance @ 11/21/23 available for Operations	\$ 1,443,258.92	
S&T Customer Deposits Account		\$ 227,960.61
S&T Developers Escrow Account		\$ 580,552.92
S&T Operating Account		\$ (997,718.10)
S&T Money Market Account #2		\$ 836,854.72
S&T Money Market Account #1 - Board Restricted		\$ 794,874.60
IWSB Operating Account		\$ 734.17
Total Receipts for Reporting Period	\$ 634,931.55	
Deposits - A/R Collections		\$ 629,502.51
Deposits - New Connection Fees		\$ -
Deposits - Escrow Payments - Delinquent Accounts		\$ -
Deposits - Escrow Payments - Engineering Fees		\$ 3,500.00
Deposits - Escrow Payments - Developer Projects		\$ -
Deposits - Insurance and Damage Claim Reimbursements		\$ -
Deposits - Property Sale and Easement Conveyance		\$ -
Deposits - Interest Income		\$ 1,929.04
Deposits - Deferred Income		\$ -
Deposits - Grant Funds		\$ -
Deposits - COBRA		\$ -
Deposits - Utility Reimbursement/PA One Call Refund		\$ -
Deposits - S&T Sewer Revenue Note - Series of 2017		\$ -
Deposits - Misc Income (941 Refund)		\$ -
Total Disbursements for Reporting Period	\$ (231,334.31)	
Vendor Disbursements		\$ (106,635.09)
Payroll		\$ (21,322.96)
Sewer Revenue Note - Series of 2017 Payments		\$ (103,261.26)
Transfer of Escrow Payments		\$ -
Bank Service Charges		\$ (115.00)
Ending Cash Balance @ 12/18/23 available for Operations	\$ 1,846,856.16	
S&T Customer Deposits Account		\$ 177,202.66
S&T Developers Escrow Account		\$ 580,552.92
S&T Operating Account		\$ (75,769.22)
S&T Money Market Account #2		\$ 368,156.81
S&T Money Market Account #1 - Board Restricted		\$ 795,978.82
IWSB Operating Account		\$ 734.17
Accounts Receivable	\$ 551,535.11	
S&T Delinquent Customer Escrow Account	\$ -	
S&T Sewer Revenue Note - Series of 2017	\$ 807,912.07	
Total Accounts Payable for Board Approval	\$ 104,381.01	
Total Disbursements for Board Signature on 12/18/23	\$ (104,381.01)	
Accounts Payable Balance after Disbursements of 12/18/23	\$ -	

SOUTHWEST DELAWARE COUNTY MUNICIPAL AUTHORITY

Cash Accounts Summary

For Period of November 21, 2023 - December 18, 2023

	1120-1120-11 S&T	1120-12 S&T	1122 S&T	1125 S&T	1124 S&T	1132 IWSB	1121 S&T
	Customer Deposits	Developer's Escrow	Operating Account	Money Market 2	Money Market Account #1 - Board Restricted	Operating Account	Delinquent Customer Escrow
Opening Balances @ 11/21/23	\$ 227,960.61	\$ 580,552.92	\$ (997,718.10)	\$ 836,854.72	\$ 794,874.60	\$ 734.17	\$ -
Deposits - A/R Collections	\$ 629,502.51						
Deposits - New Connection Fees							
Deposits - Escrow Payments - Delinquent Accounts	\$ 3,500.00						
Deposits - Escrow Payments - Engineering Fees							
Deposits - Escrow Payments - Developer Projects							
Deposits - Insurance and Damage Claim Reimbursements							
Deposits - Property Sale and Easement Conveyance							
Deposits - Interest Income	\$ 0.80		\$ 21.93	\$ 802.09	\$ 1,104.22		
Deposits - Deferred Income							
Deposits - Grant Funds							
Deposits - COBRA							
Deposits - Utility Reimbursement/PA One Call Refund							
Deposits - Misc Income (941 Refund, Insurance Class Action Settlement)							
Disbursements for Operations				\$ (106,635.09)			
Payroll				\$ (21,322.96)			
Bank Fees				\$ (115.00)			
Note Payable - S&T Sewer Revenue Note - Series of 2017	\$ (103,261.26)						
Account Transfers Received	\$ 8,500.00		\$ 1,050,000.00	\$ 509,000.00			
Account Transfers Sent	\$ (589,000.00)			\$ (5978,500.00)			
Ending Balances @ 12/18/23	\$ 177,202.66	\$ 580,552.92	\$ (75,769.22)	\$ 368,156.81	\$ 795,978.82	\$ 734.17	\$ -
CASH AVAILABLE FOR OPERATIONS						\$ 1,846,856.16	

SOUTHWEST DELAWARE COUNTY MUNICIPAL AUTHORITY

Summary of Operating Income and Expenses

Year	Month	Total Income	Total Expenses	Total +/- This Month	Total +/- YTD
Opening Balance					\$ 1,232,224.39
2019	Jan	\$ 128,200.44	\$ 251,826.57	\$ (123,626.13)	\$ 1,108,598.26
	Feb	\$ 1,166,191.99	\$ 957,859.96	\$ 208,332.03	\$ 1,316,930.29
	Mar	\$ 254,339.20	\$ 322,939.28	\$ (68,600.08)	\$ 1,248,330.21
	Apr	\$ 313,874.54	\$ 277,126.99	\$ 36,747.55	\$ 1,285,077.76
	May	\$ 933,892.76	\$ 998,015.37	\$ (64,122.61)	\$ 1,220,955.15
	Jun	\$ 180,169.25	\$ 596,629.60	\$ (416,460.35)	\$ 804,494.80
	Jul	\$ 424,402.19	\$ 235,323.65	\$ 189,078.54	\$ 993,573.34
	Aug	\$ 932,563.67	\$ 1,027,806.74	\$ (95,243.07)	\$ 898,330.27
	Sep	\$ 176,161.33	\$ 231,230.67	\$ (55,069.34)	\$ 843,260.93
	Oct	\$ 442,640.17	\$ 273,487.26	\$ 169,152.91	\$ 1,012,413.84
	Nov	\$ 819,206.54	\$ 1,010,034.27	\$ (190,827.73)	\$ 821,586.11
	Dec	\$ 193,882.97	\$ 289,914.15	\$ (96,031.18)	\$ 725,554.93
YTD TOTALS		\$ 5,965,525.05	\$ 6,472,194.51		
2020	Jan	\$ 310,543.92	\$ 277,858.64	\$ 32,685.28	\$ 758,240.21
	Feb	\$ 1,115,247.74	\$ 1,089,691.70	\$ 25,556.04	\$ 783,796.25
	Mar	\$ 190,808.45	\$ 348,800.79	\$ (157,992.34)	\$ 625,803.91
	Apr	\$ 263,523.89	\$ 298,532.57	\$ (35,008.68)	\$ 590,795.23
	May	\$ 938,979.01	\$ 1,086,559.95	\$ (147,580.94)	\$ 443,214.29
	Jun	\$ 201,848.08	\$ 617,692.60	\$ (415,844.52)	\$ 27,369.77
	Jul	\$ 368,495.38	\$ 223,561.89	\$ 144,933.49	\$ 172,303.26
	Aug	\$ 1,065,513.48	\$ 1,125,233.84	\$ (59,720.36)	\$ 112,582.90
	Sep	\$ 209,755.97	\$ 277,698.87	\$ (67,942.90)	\$ 44,640.00
	Oct	\$ 611,710.90	\$ 582,539.89	\$ 29,171.01	\$ 73,811.01
	Nov	\$ 1,294,624.56	\$ 1,218,011.77	\$ 76,612.79	\$ 150,423.80
	Dec	\$ 229,196.57	\$ 239,162.72	\$ (9,966.15)	\$ 140,457.65
YTD TOTALS		\$ 6,800,247.95	\$ 7,385,345.23		
2021	Jan	\$ 201,463.70	\$ 262,865.33	\$ (61,401.63)	\$ 79,056.02
	Feb	\$ 1,216,637.25	\$ 1,162,632.28	\$ 54,004.97	\$ 133,060.99
	Mar	\$ 314,495.92	\$ 286,270.79	\$ 28,225.13	\$ 161,286.12
	Apr	\$ 179,392.59	\$ 376,575.12	\$ (197,182.53)	\$ (35,896.41)
	May	\$ 1,383,677.03	\$ 1,247,021.78	\$ 136,655.25	\$ 100,758.84
	Jun	\$ 399,114.64	\$ 394,813.51	\$ 4,301.13	\$ 105,059.97
	Jul	\$ 333,669.57	\$ 253,910.20	\$ 79,759.37	\$ 184,819.34
	Aug	\$ 1,075,383.80	\$ 1,114,565.85	\$ (39,182.05)	\$ 145,637.29
	Sep	\$ 231,083.84	\$ 269,424.60	\$ (38,340.76)	\$ 107,296.53
	Oct	\$ 418,348.27	\$ 303,380.86	\$ 114,967.41	\$ 222,263.94
	Nov	\$ 1,006,596.41	\$ 1,108,144.03	\$ (101,547.62)	\$ 120,716.32
	Dec	\$ 227,834.10	\$ 225,427.36	\$ 2,406.74	\$ 123,123.06
YTD TOTALS		\$ 6,987,697.12	\$ 7,005,031.71		
2022	Jan	\$ 283,899.65	\$ 310,570.13	\$ (26,670.48)	\$ 96,452.58
	Feb	\$ 1,161,730.79	\$ 1,187,206.77	\$ (25,475.98)	\$ 70,976.60
	Mar	\$ 264,920.28	\$ 249,332.38	\$ 15,587.90	\$ 86,564.50
	Apr	\$ 413,508.30	\$ 235,819.87	\$ 177,688.43	\$ 264,252.93
	May	\$ 1,067,278.97	\$ 1,195,551.87	\$ (128,272.90)	\$ 135,980.03
	Jun	\$ 194,768.14	\$ 241,501.67	\$ (46,733.53)	\$ 89,246.50
	Jul	\$ 236,479.26	\$ 249,805.86	\$ (13,326.60)	\$ 75,919.90
	Aug	\$ 1,221,286.17	\$ 1,220,805.79	\$ 480.38	\$ 76,400.28
	Sep	\$ 242,073.91	\$ 270,911.21	\$ (28,837.30)	\$ 47,562.98
	Oct	\$ 301,433.76	\$ 275,799.00	\$ 25,634.76	\$ 73,197.74
	Nov	\$ 1,335,308.20	\$ 1,198,300.24	\$ 137,007.96	\$ 210,205.70
	Dec	\$ 115,835.08	\$ 243,431.33	\$ (127,596.25)	\$ 82,609.45
YTD TOTALS		\$ 6,838,522.51	\$ 6,879,036.12		
2023	Jan	\$ 573,420.43	\$ 243,225.85	\$ 330,194.58	\$ 412,804.03
	Feb	\$ 1,030,594.81	\$ 1,280,188.68	\$ (249,593.87)	\$ 163,210.16
	Mar	\$ 325,012.78	\$ 282,073.17	\$ 42,939.61	\$ 206,149.77
	Apr	\$ 256,592.31	\$ 229,889.56	\$ 26,702.75	\$ 232,852.52
	May	\$ 1,352,829.98	\$ 1,272,844.49	\$ 79,985.49	\$ 312,838.01
	Jun	\$ 209,505.83	\$ 303,717.67	\$ (94,211.84)	\$ 218,626.17
	Jul	\$ 290,703.85	\$ 247,975.44	\$ 42,728.41	\$ 261,354.58
	Aug	\$ 1,183,053.36	\$ 812,179.47	\$ 370,873.89	\$ 632,228.47
	Sep	\$ 733,697.41	\$ 312,616.82	\$ 421,080.59	\$ 1,053,309.06
	Oct	\$ 338,958.19	\$ 278,525.51	\$ 60,432.68	\$ 1,113,741.74
	Nov	\$ 1,116,339.60	\$ 1,223,356.40	\$ (107,016.80)	\$ 1,006,724.94
	Dec	\$ 151,487.22	\$ 107,334.82	\$ 44,152.40	\$ 1,050,877.34
YTD TOTALS		\$ 7,562,195.77	\$ 6,593,927.88		

SOUTHWEST DELAWARE COUNTY MUNICIPAL AUTHORITY
Statement of Cash Position - IWSSB/DNB Operating and Customer Deposits Accounts
 For Period of January 1, 2019 - December 31, 2019

	Jan-19	Feb-19*	Mar-19	Apr-19	May-19*	Jun-19	Jul-19	Aug-19*	Sep-19	Oct-19	Nov-19*	Dec-19	YTD
Cash Balance - Beginning													
Customer Deposits Account	\$ 49,436.06	\$ 66,836.37	\$ 188,921.35	\$ 65,713.56	\$ 74,800.82	\$ 171,897.47	\$ 36,885.59	\$ 196,135.00	\$ 158,127.58	\$ 28,956.79	\$ 200,755.33	\$ 197,148.54	
Operating Account	\$ 27,594.68	\$ 31,069.55	\$ 42,808.22	\$ 17,896.87	\$ 33,042.80	\$ 25,314.51	\$ 20,444.18	\$ 48,937.49	\$ 39,259.00	\$ 37,015.87	\$ 39,707.78	\$ 46,105.83	
Total Cash Balance - Beginning	\$ 77,030.74	\$ 97,905.92	\$ 231,729.57	\$ 83,610.43	\$ 107,843.62	\$ 197,211.98	\$ 57,329.77	\$ 245,072.49	\$ 197,386.58	\$ 65,972.66	\$ 240,463.11	\$ 243,254.37	
Cash Receipts													
Accounts Receivable Collections	\$ 110,429.87	\$ 1,162,875.91	\$ 253,705.28	\$ 305,700.83	\$ 930,504.77	\$ 179,596.75	\$ 416,724.92	\$ 930,609.63	\$ 175,680.42	\$ 435,911.40	\$ 801,859.32	\$ 193,320.79	\$ 5,896,919.89
New Connection Fees	\$ 10,322.00									\$ 7,974.00	\$ 15,948.00		\$ 34,244.00
Conveyance Fees													
Escrow - Delinquent Customer Accounts	\$ 5,069.13	\$ 2,538.81		\$ 7,500.00	\$ 2,444.83		\$ 1,213.95	\$ 1,243.54		\$ 6,000.00	\$ 700.00		\$ 12,510.26
Escrow - Engineering	\$ 1,800.00												\$ 16,000.00
Escrow - Developer's Projects													
Sale of Property and Easement Conveyance													
Insurance Claim Reimbursement							\$ 6,013.28						\$ 6,013.28
Utility Reimbursement/PA One Call Refund													
Interest Income	\$ 80.75	\$ 268.89	\$ 114.86	\$ 159.35	\$ 434.13	\$ 150.64	\$ 114.22	\$ 267.66	\$ 136.33	\$ 92.31	\$ 318.21	\$ 243.71	\$ 2,381.06
Deferred Income													
Grant Funds													
COBRA Payment													
Misc Income - 941 Refund, Insurance Class Action Settlement													
Total Cash Receipts	\$ 127,701.75	\$ 1,165,683.61	\$ 253,820.14	\$ 313,360.18	\$ 933,383.73	\$ 179,747.39	\$ 424,066.37	\$ 932,120.83	\$ 175,816.75	\$ 449,977.71	\$ 818,825.53	\$ 193,564.50	\$ 5,968,068.49
Cash Disbursements													
Payroll (net payroll, taxes and processing fee)	\$ 26,517.53	\$ 20,921.95	\$ 22,549.03	\$ 20,935.72	\$ 26,151.95	\$ 20,982.22	\$ 20,961.94	\$ 26,263.10	\$ 20,949.92	\$ 24,552.90	\$ 22,567.86	\$ 20,993.64	\$ 274,347.76
2017 Sewer Note	\$ 118,468.52	\$ 116,507.64	\$ 117,913.07	\$ 117,113.57	\$ 117,408.12	\$ 116,608.63	\$ 116,869.51	\$ 116,617.05	\$ 115,851.21	\$ 116,086.86	\$ 115,346.27	\$ 115,565.08	\$ 1,400,355.53
MTSA Note Payable		\$ 30,000.00											\$ 30,000.00
Sales - Credits Refunded	\$ 1,459.92	\$ 2,946.04	\$ 83.03	\$ 83.03	\$ 715.99	\$ 370.11	\$ 184.09	\$ 599.50		\$ 187.62	\$ 224.03	\$ 368.06	\$ 7,138.39
Return of Customer Escrow	\$ 955.56	\$ 283.29	\$ 172.67	\$ 325.00	\$ 753.40	\$ 619.28				\$ 636.10			\$ 3,745.30
Refund of Engineering Escrow		\$ 1,938.00								\$ 1,917.00			\$ 5,724.00
Refund of Developer's Escrow													
Capital Improvements	\$ 2,550.00	\$ 5,242.50		\$ 6,375.00					\$ 5,818.23	\$ 11,812.77	\$ 5,382.00		\$ 37,180.50
Prepaid Insurance/Expenses	\$ 290.75	\$ 267.75	\$ 2,538.00		\$ 3,724.75			\$ 32,473.93	\$ 267.75	\$ 16,364.00		\$ 2,297.00	\$ 58,223.93
Escrow Release - Engineering Fees	\$ 261.50	\$ 508.50			\$ 1,086.00	\$ 768.00	\$ 198.00	\$ 1,019.00	\$ 990.00	\$ 594.00	\$ 641.00		\$ 6,066.00
Cost of Goods Sold	\$ 900.97	\$ 728,259.95	\$ 856.58	\$ 736.96	\$ 728,042.16	\$ 354,629.91	\$ 584.29	\$ 728,116.73	\$ 634.95	\$ 618.50	\$ 728,052.05	\$ 671.78	\$ 3,272,104.83
Plant													
Collections	\$ 71,891.00	\$ 57,573.65	\$ 92,244.67	\$ 107,121.42	\$ 79,917.01	\$ 78,030.35	\$ 61,923.69	\$ 88,869.28	\$ 67,537.79	\$ 69,346.12	\$ 107,852.28	\$ 119,352.09	\$ 1,001,659.35
Maintenance													
Administration	\$ 28,530.82	\$ 28,294.73	\$ 51,781.22	\$ 24,436.29	\$ 40,969.39	\$ 24,486.98	\$ 33,982.85	\$ 33,848.15	\$ 19,180.82	\$ 31,371.39	\$ 29,968.78	\$ 28,797.50	\$ 375,648.92
Total Cash Disbursements	\$ 251,826.57	\$ 957,859.96	\$ 322,939.28	\$ 277,126.99	\$ 998,015.37	\$ 596,629.60	\$ 235,323.65	\$ 1,027,806.74	\$ 231,230.67	\$ 273,487.26	\$ 1,010,034.27	\$ 289,914.15	\$ 6,472,194.51
Account Transfers													
Account Transfers Received	\$ 237,000.00	\$ 966,000.00	\$ 290,000.00	\$ 292,000.00	\$ 980,000.00	\$ 590,000.00	\$ 260,000.00	\$ 1,016,000.00	\$ 228,000.00	\$ 274,000.00	\$ 1,000,000.00	\$ 267,000.00	
Account Transfers Sent	\$ (92,000.00)	\$ (1,040,000.00)	\$ (369,000.00)	\$ (304,000.00)	\$ (826,000.00)	\$ (313,000.00)	\$ (261,000.00)	\$ (968,000.00)	\$ (304,000.00)	\$ (276,000.00)	\$ (806,000.00)	\$ (336,000.00)	
Total Account Transfers (difference to MIMA #2)	\$ 145,000.00	\$ (74,000.00)	\$ (79,000.00)	\$ (12,000.00)	\$ 154,000.00	\$ 277,000.00	\$ (1,000.00)	\$ 48,000.00	\$ (76,000.00)	\$ (2,000.00)	\$ 194,000.00	\$ (69,000.00)	
Cash Balance - Ending	\$ 97,905.92	\$ 231,729.57	\$ 83,610.43	\$ 107,843.62	\$ 197,211.98	\$ 57,329.77	\$ 245,072.49	\$ 197,386.58	\$ 65,972.66	\$ 240,463.11	\$ 243,254.37	\$ 77,904.72	

*Denotes Due Date month on quarterly billing

SOUTHWEST DELAWARE COUNTY MUNICIPAL AUTHORITY

Statement of Cash Position - IWSB/DNB/S&T Operating and Customer Deposits Accounts

For Period of January 1, 2020 - December 31, 2020

	Jan-20	Feb-20*	Mar-20	Apr-20	May-20*	Jun-20	Jul-20	Aug-20*	Sep-20	Oct-20	Nov-20*	Dec-20	YTD
Cash Balance - Beginning	\$ 50,904.25	\$ 218,734.25	\$ 195,277.64	\$ 26,000.56	\$ 97,256.09	\$ 184,487.72	\$ 35,575.42	\$ 41,402.56	\$ 145,004.31	\$ 22,871.22	\$ 98,738.56	\$ 160,024.05	
Customer Deposits Account	\$ 27,000.47	\$ 29,584.32	\$ 19,807.99	\$ 32,192.82	\$ 22,753.55	\$ 25,703.69	\$ (14,358.84)	\$ 21,744.72	\$ (58,661.74)	\$ 11,708.56	\$ (115,993.24)	\$ (22,212.74)	
Operating Account	\$ 77,904.72	\$ 248,318.57	\$ 215,085.63	\$ 58,193.38	\$ 120,009.64	\$ 210,191.41	\$ 21,216.58	\$ 63,147.28	\$ 86,342.57	\$ 34,579.78	\$ (17,254.68)	\$ 137,811.31	
Total Cash Balance - Beginning	\$ 291,953.14	\$ 1,100,965.95	\$ 204,254.34	\$ 263,322.61	\$ 938,692.31	\$ 201,880.33	\$ 368,433.28	\$ 957,736.97	\$ 209,715.99	\$ 249,882.13	\$ 994,514.47	\$ 193,158.49	\$ 5,974,510.01
Cash Receipts													
Account Receivable Collections													
New Connection Fees													
Conveyance Fees													
Escrow - Delinquent Customer Accounts			\$ 1,478.98										
Escrow - Engineering	\$ 7,500.00	\$ 7,500.00											
Escrow - Developer's Projects													
Sale of Property and Easement Conveyance													
Insurance Claim Reimbursement													
Utility Reimbursement/PA One Call Refund	\$ 10,697.87	\$ 337.50					\$ 33.00						\$ 35,946.20
Interest Income	\$ 121.48	\$ 303.97	\$ 175.22	\$ 26.22	\$ 49.41	\$ 103.37	\$ 26.31	\$ 38.75	\$ 20.09	\$ 23.30	\$ 63.29	\$ 66.32	\$ 11,068.37
Deferred Income													\$ 1,017.73
Grant Funds													
COBRA Payment													
Misc Income - 941 Refund, Insurance Class Action Settlement		\$ 5,851.34											\$ 6,004.75
Total Cash Receipts	\$ 310,272.49	\$ 1,114,958.76	\$ 205,908.54	\$ 263,348.83	\$ 938,741.72	\$ 201,983.70	\$ 368,492.59	\$ 974,813.31	\$ 209,736.08	\$ 251,705.43	\$ 994,577.76	\$ 229,171.01	\$ 6,063,710.22
Cash Disbursements													
Payroll (net payroll, taxes and processing fee)	\$ 29,488.71	\$ 21,016.45	\$ 20,974.99	\$ 24,951.52	\$ 22,642.80	\$ 21,057.87	\$ 26,289.60	\$ 21,057.88	\$ 24,795.10	\$ 26,035.57	\$ 20,766.24	\$ 36,694.04	\$ 295,750.77
2017 Sewer Note	\$ 115,321.01	\$ 114,134.40	\$ 114,782.42	\$ 114,067.08	\$ 114,265.00	\$ 112,300.87	\$ 113,360.16	\$ 113,511.64	\$ 113,250.75	\$ 112,602.73	\$ 112,728.98	\$ 112,097.79	\$ 1,362,422.83
MTSA Note Payable			\$ 30,000.00										\$ 30,000.00
Sales - Credits Refunded		\$ 96.07	\$ 358.09		\$ 487.37	\$ 205.30	\$ 137.29	\$ 508.86	\$ 545.88	\$ 130.21	\$ 1,563.64	\$ 731.31	\$ 4,764.02
Return of Customer Escrow													\$ 2,077.29
Refund of Engineering Escrow													
Refund of Developer's Escrow													
Capital Improvements													
Prepaid Insurance/Expenses	\$ 293.75		\$ 273.75	\$ 896.00	\$ 2,963.00								\$ 401,252.93
Escrow Release - Engineering Fees	\$ 1,229.00	\$ 1,385.00		\$ 8,952.50	\$ 6,957.00	\$ 841.00	\$ 1,299.00	\$ 396.00	\$ 1,543.00	\$ 396.00	\$ 897.00	\$ 445.00	\$ 24,320.50
Cost of Goods Sold	\$ 799.91	\$ 847,112.97	\$ 618.50	\$ 762.29	\$ 846,944.49	\$ 407,477.27	\$ 701.72	\$ 846,343.75		\$ 595.74	\$ 847,852.17		\$ 3,799,208.81
Plant													
Collections	\$ 95,405.31	\$ 75,059.26	\$ 132,052.45	\$ 108,395.86	\$ 67,287.64	\$ 51,067.75	\$ 54,689.80	\$ 98,086.23	\$ 76,845.99	\$ 142,446.53	\$ 60,379.82	\$ 49,786.88	\$ 1,011,503.52
Maintenance													
Administration	\$ 35,320.95	\$ 30,887.55	\$ 49,740.59	\$ 40,505.32	\$ 25,052.65	\$ 24,742.54	\$ 25,027.03	\$ 25,286.98	\$ 24,743.50	\$ 30,333.11	\$ 35,549.42	\$ 31,827.74	\$ 378,997.38
Total Cash Disbursements	\$ 277,858.64	\$ 1,089,691.70	\$ 348,800.79	\$ 298,532.57	\$ 1,086,559.95	\$ 617,692.60	\$ 223,561.89	\$ 1,125,233.84	\$ 277,698.87	\$ 582,539.89	\$ 1,218,011.77	\$ 239,162.72	\$ 7,385,345.23
Account Transfers Received	\$ 275,000.00	\$ 1,057,000.00	\$ 355,000.00	\$ 300,000.00	\$ 1,090,000.00	\$ 571,000.00	\$ 245,000.00	\$ 1,040,000.00	\$ 339,000.00	\$ 442,000.00	\$ 1,291,000.00	\$ 294,000.00	
Account Transfers Sent	\$ (137,000.00)	\$ (1,115,500.00)	\$ (369,000.00)	\$ (203,000.00)	\$ (852,000.00)	\$ (344,265.93)	\$ (348,000.00)	\$ (866,384.18)	\$ (322,800.00)	\$ (163,000.00)	\$ (912,500.00)	\$ (310,000.00)	
Total Account Transfers (difference to MWA #2)	\$ 138,000.00	\$ (58,500.00)	\$ (14,000.00)	\$ 97,000.00	\$ 238,000.00	\$ 226,734.07	\$ (103,000.00)	\$ 173,615.82	\$ 16,200.00	\$ 279,000.00	\$ 378,500.00	\$ (16,000.00)	
Cash Balance - Ending	\$ 248,318.57	\$ 215,085.63	\$ 58,193.38	\$ 120,009.64	\$ 210,191.41	\$ 21,216.58	\$ 63,147.28	\$ 86,342.57	\$ 34,579.78	\$ (17,254.68)	\$ 137,811.31	\$ 111,819.60	

*Denotes Due Date month on quarterly billing

SOUTHWEST DELAWARE COUNTY MUNICIPAL AUTHORITY
Statement of Cash Position - 567/WSB Operating and Customer Deposits Accounts
 For Period of January 1, 2021 - December 31, 2021

	Jan-21	Feb-21*	Mar-21	Apr-21	May-21*	Jun-21	Jul-21	Aug-21*	Sep-21	Oct-21	Nov-21*	Dec-21	YTD
Cash Balance - Beginning													
Customer Deposits Account	\$ 76,757.22	\$ 96,794.61	\$ 210,638.55	\$ 47,137.13	\$ 57,891.68	\$ 40,350.47	\$ 29,940.67	\$ 106,171.73	\$ 137,405.64	\$ 73,637.53	\$ 93,413.54	\$ 136,503.39	
Operating Account	\$ 35,062.38	\$ (90,337.15)	\$ (934,302.15)	\$ 28,349.61	\$ (95,595.41)	\$ (74,529.64)	\$ 41,253.31	\$ 20,766.43	\$ 292.62	\$ 11,710.34	\$ 29,913.48	\$ (20,784.85)	
Total Cash Balance - Beginning	\$ 111,819.60	\$ 6,397.46	\$ (723,663.60)	\$ 75,486.74	\$ (37,703.73)	\$ (34,179.17)	\$ 65,193.98	\$ 126,938.16	\$ 137,698.26	\$ 85,347.87	\$ 123,327.02	\$ 115,718.54	
Cash Receipts													
Accounts Receivable Collections	\$ 186,937.14	\$ 1,165,859.78	\$ 272,830.68	\$ 170,393.84	\$ 956,536.28	\$ 109,315.05	\$ 341,042.27	\$ 1,075,311.92	\$ 231,056.66	\$ 415,348.42	\$ 1,006,409.76	\$ 234,723.61	\$ 6,165,765.41
New Connection Fees		\$ 10,322.00			\$ 7,974.00								\$ 18,296.00
Conveyance Fees													
Escrow - Delinquent Customer Accounts	\$ 1,800.00	\$ 479.29	\$ 7,200.00	\$ 3,800.00	\$ 7,000.00	\$ 7,000.00			\$ 3,000.00		\$ 113.00	\$ 97.00	\$ 689.29
Escrow - Engineering	\$ 12,694.73		\$ 33,362.10		\$ 9,872.50								\$ 22,800.00
Escrow - Developer's Projects													\$ 55,929.33
Sale of Property and Easement Conveyance													
Insurance Claim Reimbursement		\$ 41,803.34	\$ 998.00	\$ 5,183.04			\$ 193.00						\$ 48,177.38
Utility Reimbursement/PA One Call Refund		\$ 8,095.60											\$ 8,095.60
Interest Income	\$ 11.32	\$ 11.21	\$ 30.35	\$ 7.77	\$ 10.06	\$ 25.11	\$ 14.86	\$ 14.03	\$ 17.55	\$ 11.59	\$ 12.79	\$ 18.98	\$ 185.62
Deferred Income													
Grant Funds													
COBRA Payment													
Misc Income - 941 Refund, Insurance Class Action Settlement													
Total Cash Receipts	\$ 201,443.19	\$ 1,226,571.22	\$ 314,421.13	\$ 179,384.65	\$ 956,546.34	\$ 134,186.66	\$ 341,250.13	\$ 1,075,325.95	\$ 231,074.21	\$ 418,360.01	\$ 1,006,535.55	\$ 234,839.59	\$ 6,319,938.63
Cash Disbursements													
Payroll (net payroll, taxes and processing fee)	\$ 27,503.59	\$ 19,999.49	\$ 19,989.12	\$ 24,999.40	\$ 19,989.12	\$ 19,989.12	\$ 25,020.40	\$ 20,008.12	\$ 23,439.61	\$ 21,580.91	\$ 20,009.12	\$ 25,011.40	\$ 267,540.40
2017 Sewer Note													
MTSA Note Payable	\$ 112,207.20	\$ 111,946.31	\$ 110,650.28	\$ 111,096.32	\$ 110,835.43	\$ 110,582.96	\$ 110,330.48	\$ 110,078.01	\$ 109,825.54	\$ 109,573.07	\$ 109,320.60	\$ 109,068.12	\$ 1,325,514.32
Sales - Credits Refunded	\$ 218.41	\$ 1,688.11	\$ 1,204.44	\$ 78.36	\$ 100.00	\$ 289.42	\$ 432.25	\$ 993.89	\$ 347.75	\$ 414.67	\$ 1,442.13	\$ 538.70	\$ 7,748.13
Return of Customer Escrow	\$ 479.29												\$ 479.29
Refund of Engineering Escrow													
Refund of Developer's Escrow	\$ 28,140.00		\$ 31,520.00		\$ 92,019.00		\$ 8,559.00						\$ 160,238.00
Capital Improvements		\$ 9,885.84	\$ 49,371.12	\$ 898.00	\$ 4,011.75	\$ 13,620.00	\$ 19,830.00		\$ 37,380.39				\$ 130,087.35
Prepaid Expenses		\$ 7,071.75	\$ 252.75	\$ 898.00	\$ 4,011.75			\$ 14,729.33					\$ 26,963.58
Insurance Expense		\$ 5,238.00	\$ 576.00	\$ 3,716.00	\$ 7,069.50	\$ 1,528.00	\$ 1,264.00	\$ 396.00	\$ 1,151.50	\$ 1,845.50	\$ 3,375.00	\$ 3,375.00	\$ 14,249.00
Escrow Release - Engineering Fees	\$ 3,108.50	\$ 882,329.13	\$ 2,736.85	\$ 3,379.52	\$ 882,050.19	\$ 157,390.50	\$ 2,972.96	\$ 882,717.78	\$ 1,506.19	\$ 1,503.80	\$ 881,148.79	\$ 1,051.12	\$ 3,700,900.04
Cost of Goods Sold	\$ 2,113.21	\$ 882,329.13	\$ 2,736.85	\$ 3,379.52	\$ 882,050.19	\$ 157,390.50	\$ 2,972.96	\$ 882,717.78	\$ 1,506.19	\$ 1,503.80	\$ 881,148.79	\$ 1,051.12	\$ 3,700,900.04
Plant													
Collections	\$ 54,310.71	\$ 108,032.56	\$ 72,716.31	\$ 114,056.31	\$ 59,812.32	\$ 73,723.29	\$ 55,562.55	\$ 62,087.46	\$ 57,420.64	\$ 134,881.71	\$ 53,877.31	\$ 58,456.04	\$ 904,937.21
Maintenance													
Administration	\$ 34,784.42	\$ 26,326.93	\$ 36,739.20	\$ 68,980.09	\$ 41,134.47	\$ 17,690.22	\$ 29,938.56	\$ 23,554.26	\$ 30,853.98	\$ 33,581.20	\$ 35,947.08	\$ 26,727.48	\$ 406,257.89
Total Cash Disbursements	\$ 262,865.33	\$ 1,162,632.28	\$ 286,270.79	\$ 376,575.12	\$ 1,247,021.78	\$ 394,813.51	\$ 253,910.20	\$ 1,114,565.85	\$ 269,424.60	\$ 303,380.86	\$ 1,108,144.03	\$ 225,427.36	\$ 7,005,031.71
Account Transfers													
Account Transfers Received	\$ 132,000.00	\$ 290,000.00	\$ 1,241,000.00	\$ 244,000.00	\$ 1,208,869.35	\$ 400,011.00	\$ 192,078.25	\$ 1,002,000.00	\$ 198,000.00	\$ 232,000.00	\$ 948,000.00	\$ 170,000.00	
Account Transfers Sent	\$ (176,000.00)	\$ (1,084,000.00)	\$ (470,000.00)	\$ (160,000.00)	\$ (914,869.35)	\$ (40,011.00)	\$ (217,674.00)	\$ (952,000.00)	\$ (212,000.00)	\$ (309,000.00)	\$ (854,000.00)	\$ (211,000.00)	
Total Account Transfers (difference to MMA #2)	\$ (44,000.00)	\$ (794,000.00)	\$ (229,000.00)	\$ (84,000.00)	\$ (294,000.00)	\$ (360,000.00)	\$ (25,595.75)	\$ (50,000.00)	\$ (14,000.00)	\$ (77,000.00)	\$ (94,000.00)	\$ (41,000.00)	
Cash Balance - Ending	\$ 6,397.46	\$ (723,663.60)	\$ 75,486.74	\$ (37,703.73)	\$ (34,179.17)	\$ 65,193.98	\$ 126,938.16	\$ 137,698.26	\$ 85,347.87	\$ 123,327.02	\$ 115,718.54	\$ 84,130.77	

* Denotes Due Date month on quarterly billing

SOUTHWEST DELAWARE COUNTY MUNICIPAL AUTHORITY
Statement of Cash Position - S&T/WSSB Operating and Customer Deposits Accounts
 For Period of January 1, 2022 - December 31, 2022

	Jan-22	Feb-22*	Mar-22	Apr-22	May-22*	Jun-22	Jul-22	Aug-22*	Sep-22	Oct-22	Nov-22*	Dec-22	YTD
Cash Balance - Beginning													
Customer Deposits Account	\$ 51,159.41	\$ 79,244.08	\$ 215,173.90	\$ 49,762.47	\$ 67,204.02	\$ 207,625.41	\$ 43,795.75	\$ 42,965.13	\$ 127,896.76	\$ 36,208.27	\$ 84,584.29	\$ 200,125.23	
Operating Account	\$ 32,971.36	\$ 15,225.56	\$ (1,034,253.96)	\$ 27,741.17	\$ 25,987.51	\$ (73,744.64)	\$ 21,348.93	\$ 17,851.28	\$ (55,893.96)	\$ 9,437.56	\$ (14,807.47)	\$ 7,212.64	
Total Cash Balance - Beginning	\$ 84,130.77	\$ 94,469.64	\$ (819,080.06)	\$ 77,503.64	\$ 93,191.53	\$ 133,880.77	\$ 65,144.68	\$ 60,816.41	\$ 72,002.80	\$ 45,645.83	\$ 69,776.82	\$ 207,337.87	
Cash Receipts													
Accounts Receivable Collections	\$ 281,667.77	\$ 1,135,764.23	\$ 255,387.29	\$ 399,677.44	\$ 934,252.50	\$ 194,723.07	\$ 236,469.88	\$ 1,197,005.75	\$ 237,047.38	\$ 301,419.14	\$ 1,034,460.61	\$ 214,086.36	\$ 6,421,961.42
New Connection Fees					\$ 7,974.00								\$ 7,974.00
Conveyance Fees													
Escrow - Delinquent Customer Accounts									\$ 4,977.08				\$ 4,977.31
Escrow - Engineering		\$ 0.23		\$ 3,500.00									\$ 6,500.00
Escrow - Developer's Projects		\$ 2,727.34											\$ 2,727.34
Sale of Property and Easement Conveyance													
Insurance Claim Reimbursement			\$ 6,511.54										\$ 27,198.05
Utility Reimbursement/PA One Call Refund		\$ 23,155.67						\$ 20,686.51			\$ 385.80	\$ 1,445.60	\$ 28,274.19
Interest Income	\$ 9.03	\$ 9.60	\$ 17.25	\$ 8.32	\$ 14.61	\$ 7.71	\$ 12.80	\$ 12.80	\$ 29.78	\$ 10.85	\$ 14.88	\$ 28.68	\$ 206.02
Deferred Income				\$ 10,322.00									\$ 10,322.00
Grant Funds													
COBRA Payment													
Misc Income - Insurance Policy Cancellation	\$ 2,232.20												\$ 2,232.20
Total Cash Receipts	\$ 283,909.00	\$ 1,161,657.07	\$ 264,916.08	\$ 413,507.76	\$ 942,241.11	\$ 194,765.58	\$ 236,477.59	\$ 1,220,992.18	\$ 242,054.24	\$ 301,429.99	\$ 1,034,861.29	\$ 215,560.64	\$ 6,512,372.53
Cash Disbursements													
Payroll (net payroll, taxes and processing fee)	\$ 27,029.16	\$ 20,054.60	\$ 22,408.76	\$ 20,362.37	\$ 18,871.24	\$ 22,117.91	\$ 20,387.38	\$ 18,891.24	\$ 23,614.05	\$ 20,681.64	\$ 20,681.64	\$ 25,852.05	\$ 260,952.04
2017 Sewer Note	\$ 108,815.65	\$ 108,563.18	\$ 108,310.70	\$ 108,058.23	\$ 107,805.76	\$ 107,553.29	\$ 107,300.82	\$ 107,048.34	\$ 106,795.87	\$ 106,543.40	\$ 106,290.92	\$ 106,038.45	\$ 1,289,124.61
MISA Note Payable			\$ 30,000.00										\$ 30,000.00
Sales - Credits Refunded	\$ 861.81	\$ 405.72	\$ 107.35	\$ 1,030.55	\$ 2,641.92	\$ 1,443.36	\$ 441.31	\$ 2,821.68	\$ 6,618.23	\$ 130.10	\$ 683.16	\$ 227.80	\$ 17,412.99
Return of Customer Escrow								\$ 3,287.12	\$ 1,656.72				\$ 1,656.72
Refund of Engineering Escrow													
Refund of Developer's Escrow		\$ 9,006.62	\$ (9,006.62)										\$ 8,391.62
Capital Improvements	\$ 50,464.35												\$ 50,464.35
Prepaid Expenses													
Insurance Expense	\$ 3,375.00	\$ 3,375.00	\$ 3,375.00	\$ 3,375.00	\$ 3,375.00	\$ 3,375.00	\$ 3,473.00	\$ 3,674.00	\$ 3,528.00	\$ 3,528.00	\$ 3,469.00	\$ 3,553.00	\$ 41,475.00
Escrow Release - Engineering Fees	\$ 1,713.50	\$ 1,906.00	\$ 896.00	\$ 1,381.00	\$ 1,086.00	\$ 2,874.00	\$ 3,212.00	\$ 2,912.00	\$ 1,594.00	\$ 2,450.00	\$ 4,769.00	\$ 1,380.00	\$ 26,173.50
Cost of Goods Sold	\$ 925.61	\$ 933,919.42	\$ 456.34		\$ 934,071.74	\$ 256.27	\$ 450.06	\$ 920,558.97	\$ 1,470.24		\$ 995,280.31	\$ 1,606.45	\$ 3,728,995.41
Plant													
Collections	\$ 88,025.56	\$ 79,916.24	\$ 65,694.23	\$ 70,928.56	\$ 65,726.01	\$ 75,629.70	\$ 82,947.77	\$ 99,826.01	\$ 80,486.97	\$ 103,251.59	\$ 93,589.79	\$ 74,678.48	\$ 980,700.91
Maintenance													
Administration	\$ 29,359.49	\$ 30,059.99	\$ 27,090.62	\$ 30,684.16	\$ 61,974.20	\$ 28,252.14	\$ 31,593.52	\$ 46,498.75	\$ 36,755.51	\$ 39,214.27	\$ 33,536.42	\$ 19,533.10	\$ 414,552.17
Total Cash Disbursements	\$ 310,570.13	\$ 1,187,206.77	\$ 249,332.38	\$ 235,819.87	\$ 1,195,551.87	\$ 241,501.67	\$ 249,805.86	\$ 1,220,805.79	\$ 270,911.21	\$ 275,799.00	\$ 1,198,300.24	\$ 243,431.33	\$ 6,879,036.12
Account Transfers													
Account Transfers Received	\$ 232,000.00	\$ 29,000.00	\$ 1,223,000.00	\$ 166,000.00	\$ 988,000.00	\$ 241,000.00	\$ 193,000.00	\$ 1,040,000.00	\$ 224,400.00	\$ 184,500.00	\$ 1,119,000.00	\$ 136,000.00	\$ 136,000.00
Account Transfers Sent	\$ (195,000.00)	\$ (917,000.00)	\$ (342,000.00)	\$ (328,000.00)	\$ (694,000.00)	\$ (263,000.00)	\$ (184,000.00)	\$ (1,029,000.00)	\$ (221,900.00)	\$ (186,000.00)	\$ (818,000.00)	\$ (196,000.00)	\$ (196,000.00)
Total Account Transfers (difference to MIMA #2)	\$ 37,000.00	\$ (888,000.00)	\$ 881,000.00	\$ (162,000.00)	\$ 294,000.00	\$ (22,000.00)	\$ 9,000.00	\$ 11,000.00	\$ 2,500.00	\$ (1,500.00)	\$ 301,000.00	\$ (60,000.00)	\$ (60,000.00)
Cash Balance - Ending	\$ 94,469.64	\$ (819,080.06)	\$ 77,503.64	\$ 93,191.53	\$ 133,880.77	\$ 65,144.68	\$ 60,816.41	\$ 72,002.80	\$ 45,645.83	\$ 69,776.82	\$ 207,337.87	\$ 119,467.18	

* Denotes Due Date month on quarterly billing

SOUTHWEST DELAWARE COUNTY MUNICIPAL AUTHORITY
Statement of Cash Position - S&T/WSB Operating, Developers Escrow and Customer Deposits Accounts
 For Period of January 1, 2023 - December 31, 2023

	Jan-23	Feb-23*	Mar-23	Apr-23	May-23*	Jun-23	Jul-23	Aug-23*	Sep-23	Oct-23	Nov-23*	Dec-23	YTD
Cash Balance - Beginning													
Customer Deposits Account	\$ 113,617.74	\$ 251,391.49	\$ 277,812.83	\$ 42,578.83	\$ 87,682.46	\$ 275,568.76	\$ 56,401.74	\$ 136,712.92	\$ 273,152.06	\$ 102,075.30	\$ 259,138.62	\$ 247,215.44	\$ 2,472,115.44
Developer's Escrow Account	\$ 99,794.92	\$ 99,794.92	\$ 99,794.92	\$ 101,594.92	\$ 103,394.92	\$ 103,394.92	\$ 103,394.92	\$ 106,894.92	\$ 106,894.92	\$ 580,552.92	\$ 580,552.92	\$ 580,552.92	\$ 5,805,552.92
Operating Account	\$ 5,849.44	\$ 27,420.73	\$ (1,129,228.89)	\$ 19,116.34	\$ 5,901.85	\$ (69,569.35)	\$ 22,263.37	\$ 16,165.72	\$ 35,020.30	\$ 25,194.07	\$ 25,195.48	\$ 32,299.77	\$ 32,299.77
Total Cash Balance - Beginning	\$ 219,262.10	\$ 378,607.14	\$ (751,621.14)	\$ 163,290.09	\$ 196,979.23	\$ 309,394.33	\$ 182,060.03	\$ 259,773.56	\$ 413,067.28	\$ 707,822.29	\$ 864,887.02	\$ 860,068.13	\$ 8,600,668.13
Cash Receipts													
Accounts Receivable Collections	\$ 459,862.54	\$ 1,027,539.03	\$ 267,108.10	\$ 228,265.92	\$ 1,141,418.01	\$ 205,788.97	\$ 263,581.96	\$ 1,181,014.72	\$ 243,389.24	\$ 317,799.14	\$ 1,059,837.28	\$ 151,487.22	\$ 6,547,092.13
New Connection Fees	\$ 12,499.00			\$ 15,914.00					\$ 16,299.00	\$ 12,799.00			\$ 57,511.00
Conveyance Fees													
Escrow - Delinquent Customer Accounts			\$ 1,800.00	\$ 1,800.00	\$ 5,220.64		\$ 3,500.00		\$ 3,000.00		\$ 3,500.00		\$ 18,820.64
Escrow - Engineering									\$ 470,658.00				\$ 470,658.00
Escrow - Developer's Projects													
Sale of Property and Easement Conveyance													
Insurance Claim Reimbursement	\$ 8,872.19	\$ 2,416.19		\$ 1,951.93	\$ 3,567.06		\$ 1,443.09	\$ 1,443.09		\$ 7,978.34			\$ 7,978.34
Utility Reimbursement/PA One Call Refund	\$ 11.16	\$ 5.18	\$ 0.44	\$ 10.37	\$ 12.37	\$ 27.34	\$ 10.76	\$ 15.38	\$ 25.59	\$ 13.76	\$ 22.73		\$ 18,250.46
Interest Income													\$ 155.08
Deferred Income													\$ 37.99
Grant Funds													
COBRA Payment													
Misc Income - Insurance Policy Cancellation					\$ 22.99								\$ 22.99
Total Cash Receipts	\$ 481,244.89	\$ 1,029,960.40	\$ 268,946.53	\$ 247,942.22	\$ 1,146,674.01	\$ 209,383.37	\$ 267,092.72	\$ 1,182,473.19	\$ 733,371.83	\$ 338,590.24	\$ 1,063,360.01	\$ 151,487.22	\$ 7,120,526.63
Cash Disbursements													
Payroll (net payroll, taxes and processing fee)	\$ 26,106.54	\$ 20,894.95	\$ 26,926.40	\$ 21,541.12	\$ 21,541.12	\$ 26,954.40	\$ 21,569.12	\$ 24,167.08	\$ 26,838.65	\$ 21,322.96	\$ 26,536.70	\$ 10,778.48	\$ 275,177.52
2017 Sewer Note	\$ 105,785.98	\$ 105,533.51	\$ 105,281.04	\$ 105,028.56	\$ 104,776.09	\$ 104,523.62	\$ 104,271.14	\$ 104,018.67	\$ 103,766.20	\$ 103,513.73	\$ 103,261.26		\$ 1,149,759.80
MRSA Note Payable		\$ 30,000.00											\$ 30,000.00
Sales - Credits Refunded	\$ 278.09	\$ 170.10		\$ 282.12	\$ 342.53	\$ 142.08		\$ 198.60	\$ 91.08		\$ 25.00		\$ 1,529.60
Return of Customer Escrow													\$ 6,246.00
Refund of Engineering Escrow													\$ 6,246.00
Refund of Developer's Escrow													\$ 3,500.00
Capital Improvements		\$ 49,438.46	\$ 8,436.48		\$ 44,038.00	\$ 13,950.00	\$ 9,524.80		\$ 46,102.50	\$ 6,075.00	\$ 11,227.50	\$ 7,200.00	\$ 195,992.74
Prepaid Expenses								\$ 18,873.75					\$ 30,471.75
Insurance Expense	\$ 3,528.00	\$ 3,528.00	\$ 3,528.00	\$ 3,528.00	\$ 3,528.00	\$ 3,528.00	\$ 3,570.00	\$ 3,544.00	\$ 3,537.00	\$ 3,537.00	\$ 3,537.00	\$ 3,537.00	\$ 42,455.00
Escrow Release - Engineering Fees	\$ 1,047.00	\$ 1,117.00	\$ 1,804.50	\$ 707.50	\$ 2,124.50	\$ 6,377.75	\$ 293.50	\$ 1,270.50	\$ 1,395.00	\$ 149.50	\$ 1,190.00	\$ 140.00	\$ 17,616.75
Cost of Goods Sold	\$ 1,518.95	\$ 956,710.95	\$ 1,599.12	\$ 666.56	\$ 957,365.82	\$ 780.80	\$ 1,338.42	\$ 532,998.79	\$ 2,785.28	\$ 2,565.20	\$ 957,638.30	\$ 2,709.30	\$ 3,418,677.49
Plant													
Collections	\$ 70,674.02	\$ 84,067.85	\$ 83,301.10	\$ 67,351.26	\$ 108,254.06	\$ 120,393.79	\$ 83,106.76	\$ 98,336.46	\$ 98,717.59	\$ 116,981.54	\$ 82,482.68	\$ 65,143.45	\$ 1,078,811.56
Maintenance													
Administration	\$ 34,287.27	\$ 28,727.86	\$ 51,171.53	\$ 30,784.44	\$ 27,374.37	\$ 27,067.23	\$ 24,301.70	\$ 28,771.62	\$ 29,383.52	\$ 24,379.58	\$ 25,859.96	\$ 11,580.59	\$ 343,689.67
Total Cash Disbursements	\$ 243,225.85	\$ 1,280,188.68	\$ 282,073.17	\$ 229,889.56	\$ 1,272,844.49	\$ 303,717.67	\$ 247,975.44	\$ 812,179.47	\$ 312,616.82	\$ 278,525.51	\$ 1,223,356.40	\$ 107,334.82	\$ 6,593,927.88
Account Transfers													
Account Transfers Received	\$ 167,000.00	\$ 18,000.00	\$ 1,333,037.87	\$ 138,636.48	\$ 1,092,585.58	\$ 291,000.00	\$ 178,596.25	\$ 725,000.00	\$ 201,000.00	\$ 220,000.00	\$ 1,127,177.50	\$ 8,500.00	\$ 8,500.00
Account Transfers Sent	\$ (245,674.00)	\$ (898,000.00)	\$ (405,000.00)	\$ (123,000.00)	\$ (854,000.00)	\$ (324,000.00)	\$ (120,000.00)	\$ (942,000.00)	\$ (327,000.00)	\$ (128,000.00)	\$ (972,000.00)	\$ (230,000.00)	\$ (230,000.00)
Total Account Transfers (difference to MMA #2)	\$ (78,674.00)	\$ (880,000.00)	\$ (82,000.00)	\$ 15,636.48	\$ 238,585.58	\$ (33,000.00)	\$ 58,596.25	\$ (217,000.00)	\$ (126,000.00)	\$ 97,000.00	\$ 155,177.50	\$ (221,500.00)	\$ (221,500.00)
Cash Balance - Ending	\$ 378,607.14	\$ (751,621.14)	\$ 163,290.09	\$ 196,979.23	\$ 309,394.33	\$ 182,060.03	\$ 259,773.56	\$ 413,067.28	\$ 707,822.29	\$ 864,887.02	\$ 860,068.13	\$ 682,720.53	\$ 682,720.53

* Denotes Due Date month on quarterly billing

SOUTHWEST DELAWARE COUNTY MUNICIPAL AUTHORITY
Statement of Cash Position - DNB/S&T Money Market Account #2
For Period of January 1, 2020 - December 31, 2020

	Jan-20	Feb-20	Mar-20	Apr-20	May-20	Jun-20	Jul-20	Aug-20	Sep-20	Oct-20	Nov-20	Dec-20	YTD
Cash Balance - Beginning													
Money Market Account	\$ 647,650.21	\$ 509,921.64	\$ 568,710.62	\$ 567,610.53	\$ 470,785.59	\$ 233,022.88	\$ 6,153.19	\$ 109,155.98	\$ 26,240.33	\$ 10,060.22	\$ 91,065.69	\$ 12,612.49	
Total Cash Balance - Beginning	\$ 647,650.21	\$ 509,921.64	\$ 568,710.62	\$ 567,610.53	\$ 470,785.59	\$ 233,022.88	\$ 6,153.19	\$ 109,155.98	\$ 26,240.33	\$ 10,060.22	\$ 91,065.69	\$ 12,612.49	
Cash Receipts													
Accounts Receivable Collections													
New Connection Fees													
Interest Income	\$ 271.43	\$ 288.98	\$ 247.91	\$ 175.06	\$ 237.29	\$ 130.31	\$ 2.79	\$ 84.35	\$ 19.89	\$ 5.47	\$ 46.80	\$ 25.56	\$ 1,535.84
Total Cash Receipts	\$ 271.43	\$ 288.98	\$ 247.91	\$ 175.06	\$ 237.29	\$ 130.31	\$ 2.79	\$ 84.35	\$ 19.89	\$ 5.47	\$ 46.80	\$ 25.56	\$ 1,535.84
Cash Disbursements													
Bond Payment													
Bank Fees													
Total Cash Disbursements	\$ -	\$ -	\$ -	\$ -	\$ -	\$ -	\$ -	\$ -	\$ -	\$ -	\$ -	\$ -	\$ -
Account Transfers													
Account Transfers Received	\$ 137,000.00	\$ 1,115,500.00	\$ 369,000.00	\$ 203,000.00	\$ 852,000.00	\$ 319,000.00	\$ 138,000.00	\$ 612,000.00	\$ 188,800.00	\$ 360,000.00	\$ 446,500.00	\$ 256,000.00	\$ 4,996,800.00
Account Transfers Sent	\$ (275,000.00)	\$ (1,057,000.00)	\$ (370,348.00)	\$ (300,000.00)	\$ (1,090,000.00)	\$ (546,000.00)	\$ (35,000.00)	\$ (695,000.00)	\$ (205,000.00)	\$ (279,000.00)	\$ (525,000.00)	\$ (240,000.00)	\$ (5,617,348.00)
Total Account Transfers	\$ (138,000.00)	\$ 58,500.00	\$ (1,348.00)	\$ (97,000.00)	\$ (238,000.00)	\$ (227,000.00)	\$ 103,000.00	\$ (83,000.00)	\$ (16,200.00)	\$ 81,000.00	\$ (78,500.00)	\$ 16,000.00	\$ (620,548.00)
Cash Balance - Ending	\$ 509,921.64	\$ 568,710.62	\$ 567,610.53	\$ 470,785.59	\$ 233,022.88	\$ 6,153.19	\$ 109,155.98	\$ 26,240.33	\$ 10,060.22	\$ 91,065.69	\$ 12,612.49	\$ 28,638.05	

SOUTHWEST DELAWARE COUNTY MUNICIPAL AUTHORITY
Statement of Cash Position - S&T Money Market Account #2
For Period of January 1, 2021 - December 31, 2021

	Jan-21	Feb-21	Mar-21	Apr-21	May-21	Jun-21	Jul-21	Aug-21	Sep-21	Oct-21	Nov-21	Dec-21	YTD
Cash Balance - Beginning													
Money Market Account	\$ 28,638.05	\$ 72,658.56	\$ 856,724.59	\$ 85,799.38	\$ 1,807.32	\$ 134,938.01	\$ 39,865.99	\$ 57,881.18	\$ 7,939.03	\$ 21,948.66	\$ 98,936.92	\$ 4,997.78	
Total Cash Balance - Beginning	\$ 28,638.05	\$ 72,658.56	\$ 856,724.59	\$ 85,799.38	\$ 1,807.32	\$ 134,938.01	\$ 39,865.99	\$ 57,881.18	\$ 7,939.03	\$ 21,948.66	\$ 98,936.92	\$ 4,997.78	
Cash Receipts													
Accounts Receivable Collections					\$ 127,119.46	\$ 109,901.11							\$ 237,020.57
New Connection Fees													
Interest Income	\$ 20.51	\$ 88.03	\$ 74.79	\$ 7.94	\$ 26.23	\$ 26.87	\$ 15.19	\$ 72.85	\$ 9.63	\$ 3.26	\$ 75.86	\$ 9.51	\$ 430.67
Total Cash Receipts	\$ 20.51	\$ 88.03	\$ 74.79	\$ 7.94	\$ 127,145.69	\$ 109,927.98	\$ 15.19	\$ 72.85	\$ 9.63	\$ 3.26	\$ 75.86	\$ 9.51	\$ 237,451.24
Cash Disbursements													
Bond Payment													
Bank Fees													
Total Cash Disbursements	\$ -	\$ -	\$ -	\$ -	\$ (15.00)	\$ -	\$ -	\$ (15.00)	\$ -	\$ (15.00)	\$ (15.00)	\$ (15.00)	\$ (75.00)
Account Transfers													
Account Transfers Received	\$ 169,000.00	\$ 904,000.00	\$ 434,000.00	\$ 46,000.00	\$ 1,006,000.00	\$ 40,000.00	\$ 180,000.00	\$ 785,000.00	\$ 114,000.00	\$ 118,000.00	\$ 656,000.00	\$ 114,000.00	\$ 4,566,000.00
Account Transfers Sent	\$ (125,000.00)	\$ (120,022.00)	\$ (1,205,000.00)	\$ (130,000.00)	\$ (1,000,000.00)	\$ (245,000.00)	\$ (162,000.00)	\$ (835,000.00)	\$ (100,000.00)	\$ (41,000.00)	\$ (750,000.00)	\$ (80,000.00)	\$ (4,793,022.00)
Total Account Transfers	\$ 44,000.00	\$ 783,978.00	\$ (771,000.00)	\$ (84,000.00)	\$ 6,000.00	\$ (205,000.00)	\$ 18,000.00	\$ (50,000.00)	\$ 14,000.00	\$ 77,000.00	\$ (94,000.00)	\$ 34,000.00	\$ (227,022.00)
Cash Balance - Ending	\$ 72,658.56	\$ 856,724.59	\$ 85,799.38	\$ 1,807.32	\$ 134,938.01	\$ 39,865.99	\$ 57,881.18	\$ 7,939.03	\$ 21,948.66	\$ 98,936.92	\$ 4,997.78	\$ 38,992.29	

SOUTHWEST DELAWARE COUNTY MUNICIPAL AUTHORITY
Statement of Cash Position - S&T Money Market Account #2
For Period of January 1, 2022 - December 31, 2022

	Jan-22	Feb-22	Mar-22	Apr-22	May-22	Jun-22	Jul-22	Aug-22	Sep-22	Oct-22	Nov-22	Dec-22	YTD
Cash Balance - Beginning	\$ 38,992.29	\$ 1,982.94	\$ 890,056.66	\$ 9,060.86	\$ 171,061.40	\$ 2,099.26	\$ 24,101.82	\$ 15,103.49	\$ 4,397.48	\$ 1,917.15	\$ 3,420.92	\$ 2,867.83	
Money Market Account	\$ 38,992.29	\$ 1,982.94	\$ 890,056.66	\$ 9,060.86	\$ 171,061.40	\$ 2,099.26	\$ 24,101.82	\$ 15,103.49	\$ 4,397.48	\$ 1,917.15	\$ 3,420.92	\$ 2,867.83	
Total Cash Balance - Beginning	\$ 38,992.29	\$ 1,982.94	\$ 890,056.66	\$ 9,060.86	\$ 171,061.40	\$ 2,099.26	\$ 24,101.82	\$ 15,103.49	\$ 4,397.48	\$ 1,917.15	\$ 3,420.92	\$ 2,867.83	
Cash Receipts													
Accounts Receivable Collections													
New Connection Fees													
Interest Income	\$ 5.65	\$ 73.72	\$ 4.20	\$ 0.54	\$ 37.86	\$ 2.56	\$ 1.67	\$ 293.99	\$ 19.67	\$ 3.77	\$ 446.91	\$ 68.36	\$ 958.90
Total Cash Receipts	\$ 5.65	\$ 73.72	\$ 4.20	\$ 0.54	\$ 37.86	\$ 2.56	\$ 1.67	\$ 293.99	\$ 19.67	\$ 3.77	\$ 446.91	\$ 68.36	\$ 958.90
Cash Disbursements													
Bond Payment													
Bank Fees	\$ (15.00)												\$ (15.00)
Total Cash Disbursements	\$ (15.00)												\$ (15.00)
Account Transfers													
Account Transfers Received	\$ 11,000.00	\$ 888,000.00	\$ 259,000.00	\$ 197,000.00	\$ 656,000.00	\$ 124,000.00	\$ 11,000.00	\$ 1,029,000.00	\$ 116,500.00	\$ 19,000.00	\$ 764,000.00	\$ 160,000.00	\$ 4,234,500.00
Account Transfers Sent	\$ (48,000.00)		\$ (1,140,000.00)	\$ (35,000.00)	\$ (825,000.00)	\$ (102,000.00)	\$ (20,000.00)	\$ (1,040,000.00)	\$ (119,000.00)	\$ (17,500.00)	\$ (765,000.00)	\$ (199,793.92)	\$ (4,311,293.92)
Total Account Transfers	\$ (37,000.00)	\$ 888,000.00	\$ (881,000.00)	\$ 162,000.00	\$ (169,000.00)	\$ 22,000.00	\$ (9,000.00)	\$ (11,000.00)	\$ (2,500.00)	\$ 1,500.00	\$ (1,000.00)	\$ (39,793.92)	\$ (76,793.92)
Cash Balance - Ending	\$ 1,982.94	\$ 890,056.66	\$ 9,060.86	\$ 171,061.40	\$ 2,099.26	\$ 24,101.82	\$ 15,103.49	\$ 4,397.48	\$ 1,917.15	\$ 3,420.92	\$ 2,867.83	\$ (36,857.73)	

SOUTHWEST DELAWARE COUNTY MUNICIPAL AUTHORITY
Statement of Cash Position - S&T Money Market Account #2
For Period of January 1, 2023 - December 31, 2023

	Jan-23	Feb-23	Mar-23	Apr-23	May-23	Jun-23	Jul-23	Aug-23	Sep-23	Oct-23	Nov-23	Dec-23	YTD
Cash Balance - Beginning													
Money Market Account	\$ (36,857.73)	\$ 34,196.89	\$ 914,831.30	\$ 42,859.68	\$ 35,873.29	\$ 3,443.68	\$ 36,566.14	\$ 1,581.02	\$ 219,161.19	\$ 345,486.77	\$ 248,854.72	\$ 146,656.81	
Total Cash Balance - Beginning	\$ (36,857.73)	\$ 34,196.89	\$ 914,831.30	\$ 42,859.68	\$ 35,873.29	\$ 3,443.68	\$ 36,566.14	\$ 1,581.02	\$ 219,161.19	\$ 345,486.77	\$ 248,854.72	\$ 146,656.81	
Cash Receipts													
Accounts Receivable Collections													
New Connection Fees													
Interest Income	\$ 54.62	\$ 634.41	\$ 28.38	\$ 13.61	\$ 570.39	\$ 122.46	\$ 14.88	\$ 580.17	\$ 325.58	\$ 367.95	\$ 802.09	\$ -	\$ -
Total Cash Receipts	\$ 54.62	\$ 634.41	\$ 28.38	\$ 13.61	\$ 570.39	\$ 122.46	\$ 14.88	\$ 580.17	\$ 325.58	\$ 367.95	\$ 802.09	\$ -	\$ -
Cash Disbursements													
Bond Payment													
Bank Fees													
Total Cash Disbursements	\$ -	\$ -	\$ -	\$ -	\$ -	\$ -	\$ -	\$ -	\$ -	\$ -	\$ -	\$ -	\$ -
Account Transfers													
Account Transfers Received	\$ 71,000.00	\$ 979,793.92	\$ 123,000.00	\$ 33,000.00	\$ 817,000.00	\$ 208,000.00	\$ 10,000.00	\$ 917,000.00	\$ 301,000.00	\$ 53,000.00	\$ 892,000.00	\$ 230,000.00	\$ 4,634,793.92
Account Transfers Sent	\$ (99,793.92)	\$ (880,000.00)	\$ (995,000.00)	\$ (40,000.00)	\$ (850,000.00)	\$ (175,000.00)	\$ (45,000.00)	\$ (700,000.00)	\$ (175,000.00)	\$ (150,000.00)	\$ (995,000.00)	\$ (8,500.00)	\$ (4,233,293.92)
Total Account Transfers	\$ (28,793.92)	\$ (100,206.08)	\$ (1,722,000.00)	\$ (7,000.00)	\$ (33,000.00)	\$ 33,000.00	\$ (35,000.00)	\$ 217,000.00	\$ 126,000.00	\$ (97,000.00)	\$ (103,000.00)	\$ 221,500.00	\$ 401,500.00
Cash Balance - Ending	\$ 34,196.89	\$ 914,831.30	\$ 42,859.68	\$ 35,873.29	\$ 3,443.68	\$ 36,566.14	\$ 1,581.02	\$ 219,161.19	\$ 345,486.77	\$ 248,854.72	\$ 146,656.81	\$ 368,156.81	

SOUTHWEST DELAWARE COUNTY MUNICIPAL AUTHORITY
Statement of Cash Position - DNB/S&T Money Market Account #1 - Board Restricted
For Period of January 1, 2020 - December 31, 2020

	Jan-20	Feb-20	Mar-20	Apr-20	May-20	Jun-20	Jul-20	Aug-20	Sep-20	Oct-20	Nov-20	Dec-20	YTD
Cash Balance - Beginning													
Money Market Account	\$ 2,163,642.28	\$ 2,164,561.28	\$ 2,165,273.27	\$ 2,181,374.93	\$ 2,182,083.13	\$ 2,182,767.94	\$ 2,183,523.83	\$ 2,184,256.36	\$ 2,094,202.85	\$ 2,094,624.55	\$ 1,735,036.68	\$ 1,541,893.06	
Total Cash Balance - Beginning	\$ 2,163,642.28	\$ 2,164,561.28	\$ 2,165,273.27	\$ 2,181,374.93	\$ 2,182,083.13	\$ 2,182,767.94	\$ 2,183,523.83	\$ 2,184,256.36	\$ 2,094,202.85	\$ 2,094,624.55	\$ 1,735,036.68	\$ 1,541,893.06	
Cash Receipts													
Sewer Revenue Note - Series of 2017													
Accounts Receivable Collections													
Deferred Tapping Fees			\$ 15,348.00					\$ 9,384.18			\$ 106,477.35		\$ 131,209.53
PA H2O Grant													
Sale of Assets													
Developer's Projects Escrow													
Interest Income	\$ 919.00	\$ 711.99	\$ 753.66	\$ 708.20	\$ 684.81	\$ 755.89	\$ 732.53	\$ 562.31	\$ 421.70	\$ 412.13	\$ 379.03	\$ 320.84	\$ 7,362.09
Total Cash Receipts	\$ 919.00	\$ 711.99	\$ 16,101.66	\$ 708.20	\$ 684.81	\$ 755.89	\$ 732.53	\$ 9,946.49	\$ 421.70	\$ 412.13	\$ 106,856.38	\$ 320.84	\$ 138,571.62
Cash Disbursements													
Developer's Escrow Release													
Bond Payment													
Bank Fees													
Total Cash Disbursements	\$ -	\$ -	\$ -	\$ -	\$ -	\$ -	\$ -	\$ -	\$ -	\$ -	\$ -	\$ -	\$ -
Account Transfers													
Account Transfers Received													
Account Transfers Sent								\$ (100,000.00)	\$ -	\$ (360,000.00)	\$ (300,000.00)	\$ -	\$ (760,000.00)
Total Account Transfers	\$ -	\$ -	\$ -	\$ -	\$ -	\$ -	\$ -	\$ (100,000.00)	\$ -	\$ (360,000.00)	\$ (300,000.00)	\$ -	\$ (760,000.00)
Cash Balance - Ending	\$ 2,164,561.28	\$ 2,165,273.27	\$ 2,181,374.93	\$ 2,182,083.13	\$ 2,182,767.94	\$ 2,183,523.83	\$ 2,184,256.36	\$ 2,094,202.85	\$ 2,094,624.55	\$ 1,735,036.68	\$ 1,541,893.06	\$ 1,542,213.90	

SOUTHWEST DELAWARE COUNTY MUNICIPAL AUTHORITY
Statement of Cash Position - S&T Money Market Account #1 - Board Restricted
For Period of January 1, 2021 - December 31, 2021

	Jan-21	Feb-21	Mar-21	Apr-21	May-21	Jun-21	Jul-21	Aug-21	Sep-21	Oct-21	Nov-21	Dec-21	YTD
Cash Balance - Beginning													
Money Market Account	\$ 1,542,213.90	\$ 1,642,279.45	\$ 1,652,610.78	\$ 1,929,159.53	\$ 1,929,310.16	\$ 1,629,450.76	\$ 1,482,266.37	\$ 1,490,056.33	\$ 1,490,180.43	\$ 1,490,296.78	\$ 1,490,409.27	\$ 1,490,533.40	
Total Cash Balance - Beginning	\$ 1,542,213.90	\$ 1,642,279.45	\$ 1,652,610.78	\$ 1,929,159.53	\$ 1,929,310.16	\$ 1,629,450.76	\$ 1,482,266.37	\$ 1,490,056.33	\$ 1,490,180.43	\$ 1,490,296.78	\$ 1,490,409.27	\$ 1,490,533.40	
Cash Receipts													
Sewer Revenue Note - Series of 2017													
Accounts Receivable Collections													
Deferred Tapping Fees													
PA H2O Grant	\$ 99,762.00	\$ 10,022.00	\$ 276,264.00			\$ 7,674.00	\$ 7,674.00					\$ 7,974.00	\$ 409,370.00
Sale of Assets													
Developer's Projects Escrow													
Interest Income	\$ 303.55	\$ 309.33	\$ 284.75	\$ 150.63	\$ 140.60	\$ 141.61	\$ 115.96	\$ 124.10	\$ 116.35	\$ 112.49	\$ 124.13	\$ 120.26	\$ 2,043.76
Total Cash Receipts	\$ 100,065.55	\$ 10,331.33	\$ 276,548.75	\$ 150.63	\$ 140.60	\$ 7,815.61	\$ 7,789.96	\$ 124.10	\$ 116.35	\$ 112.49	\$ 124.13	\$ 8,094.26	\$ 411,413.76
Cash Disbursements													
Developer's Escrow Release													
Bond Payment													
Bank Fees													
Total Cash Disbursements	\$ -	\$ -	\$ -	\$ -	\$ -	\$ -	\$ -	\$ -	\$ -	\$ -	\$ -	\$ -	\$ -
Account Transfers													
Account Transfers Received													
Account Transfers Sent					\$ (300,000.00)	\$ (155,000.00)							\$ (455,000.00)
Total Account Transfers	\$ -	\$ -	\$ -	\$ -	\$ (300,000.00)	\$ (155,000.00)	\$ -	\$ -	\$ -	\$ -	\$ -	\$ -	\$ (455,000.00)
Cash Balance - Ending	\$ 1,642,279.45	\$ 1,652,610.78	\$ 1,929,159.53	\$ 1,929,310.16	\$ 1,629,450.76	\$ 1,482,266.37	\$ 1,490,056.33	\$ 1,490,180.43	\$ 1,490,296.78	\$ 1,490,409.27	\$ 1,490,533.40	\$ 1,498,627.66	

SOUTHWEST DELAWARE COUNTY MUNICIPAL AUTHORITY
Statement of Cash Position - S&T Money Market Account #1 - Board Restricted
For Period of January 1, 2022 - December 31, 2022

	Jan-22	Feb-22	Mar-22	Apr-22	May-22	Jun-22	Jul-22	Aug-22	Sep-22	Oct-22	Nov-22	Dec-22	YTD
Cash Balance - Beginning													
Money Market Account	\$ 1,498,627.66	\$ 1,498,748.53	\$ 1,498,857.76	\$ 1,499,048.71	\$ 1,515,176.93	\$ 1,390,375.68	\$ 1,390,829.36	\$ 1,391,541.00	\$ 1,392,748.10	\$ 1,394,136.99	\$ 1,396,187.79	\$ 1,098,421.51	
Total Cash Balance - Beginning	\$ 1,498,627.66	\$ 1,498,748.53	\$ 1,498,857.76	\$ 1,499,048.71	\$ 1,515,176.93	\$ 1,390,375.68	\$ 1,390,829.36	\$ 1,391,541.00	\$ 1,392,748.10	\$ 1,394,136.99	\$ 1,396,187.79	\$ 1,098,421.51	
Cash Receipts													
Sewer Revenue Note - Series of 2017													
Accounts Receivable Collections													
Deferred Tapping Fees				\$ 15,948.00									\$ 15,948.00
PA H2O Grant													
Sale of Assets													
Developer's Projects Escrow													
Interest Income	\$ 120.87	\$ 109.23	\$ 190.95	\$ 180.22	\$ 198.75	\$ 453.68	\$ 711.64	\$ 1,207.10	\$ 1,388.89	\$ 2,050.80	\$ 2,233.72	\$ 1,784.86	\$ 10,630.71
Total Cash Receipts	\$ 120.87	\$ 109.23	\$ 190.95	\$ 180.22	\$ 198.75	\$ 453.68	\$ 711.64	\$ 1,207.10	\$ 1,388.89	\$ 2,050.80	\$ 2,233.72	\$ 1,784.86	\$ 26,578.71
Cash Disbursements													
Developer's Escrow Release													
Bond Payment													
Bank Fees													
Total Cash Disbursements	\$ -	\$ -	\$ -	\$ -	\$ -	\$ -	\$ -	\$ -	\$ -	\$ -	\$ -	\$ -	\$ -
Account Transfers													
Account Transfers Received					\$ (125,000.00)								\$ (425,000.00)
Account Transfers Sent					\$ (125,000.00)								\$ (425,000.00)
Total Account Transfers	\$ -	\$ -	\$ -	\$ -	\$ (125,000.00)	\$ -	\$ -	\$ -	\$ -	\$ -	\$ (300,000.00)	\$ -	\$ (425,000.00)
Cash Balance - Ending	\$ 1,498,748.53	\$ 1,498,857.76	\$ 1,499,048.71	\$ 1,515,176.93	\$ 1,390,375.68	\$ 1,390,829.36	\$ 1,391,541.00	\$ 1,392,748.10	\$ 1,394,136.99	\$ 1,396,187.79	\$ 1,098,421.51	\$ 1,100,206.37	

SOUTHWEST DELAWARE COUNTY MUNICIPAL AUTHORITY
Statement of Cash Position - S&T Money Market Account #1 - Board Restricted
 For Period of January 1, 2023 - December 31, 2023

	Jan-23	Feb-23	Mar-23	Apr-23	May-23	Jun-23	Jul-23	Aug-23	Sep-23	Oct-23	Nov-23	Dec-23	YTD
Cash Balance - Beginning	\$ 1,100,206.37	\$ 1,127,005.45	\$ 1,128,714.68	\$ 1,074,559.88	\$ 1,067,551.68	\$ 864,816.98	\$ 865,977.73	\$ 843,575.14	\$ 844,745.12	\$ 845,841.13	\$ 847,052.10	\$ 795,978.82	
Money Market Account	\$ 1,100,206.37	\$ 1,127,005.45	\$ 1,128,714.68	\$ 1,074,559.88	\$ 1,067,551.68	\$ 864,816.98	\$ 865,977.73	\$ 843,575.14	\$ 844,745.12	\$ 845,841.13	\$ 847,052.10	\$ 795,978.82	
Total Cash Balance - Beginning	\$ 1,100,206.37	\$ 1,127,005.45	\$ 1,128,714.68	\$ 1,074,559.88	\$ 1,067,551.68	\$ 864,816.98	\$ 865,977.73	\$ 843,575.14	\$ 844,745.12	\$ 845,841.13	\$ 847,052.10	\$ 795,978.82	
Cash Receipts													
Sewer Revenue Note - Series of 2017													\$ -
Accounts Receivable Collections													\$ -
Deferred Tapping Fees/Connection Fees													\$ -
PA H2O Grant	\$ 24,891.31												\$ 24,891.31
Sale of Assets													\$ -
Developer's Projects Escrow													\$ -
Interest Income	\$ 1,907.77	\$ 1,709.23	\$ 1,883.07	\$ 1,628.28	\$ 1,865.30	\$ 1,160.75	\$ 1,193.66	\$ 1,169.98	\$ 1,096.01	\$ 1,210.97	\$ 1,104.22	\$ 15,929.24	\$ 15,929.24
Total Cash Receipts	\$ 26,799.08	\$ 1,709.23	\$ 1,883.07	\$ 1,628.28	\$ 1,865.30	\$ 1,160.75	\$ 1,193.66	\$ 1,169.98	\$ 1,096.01	\$ 1,210.97	\$ 1,104.22	\$ 40,820.55	\$ 40,820.55
Cash Disbursements													
Developer's Escrow Release													\$ -
Bond Payment													\$ -
Bank Fees													\$ -
Total Cash Disbursements	\$ -	\$ -	\$ -	\$ -	\$ -	\$ -	\$ -	\$ -	\$ -	\$ -	\$ -	\$ -	\$ -
Account Transfers													
Account Transfers Received													\$ (345,048.10)
Account Transfers Sent	\$ -	\$ -	\$ (56,037.87)	\$ (8,636.48)	\$ (204,600.00)	\$ -	\$ (23,596.25)	\$ -	\$ -	\$ -	\$ (52,177.50)	\$ -	\$ (345,048.10)
Total Account Transfers	\$ -	\$ -	\$ (56,037.87)	\$ (8,636.48)	\$ (204,600.00)	\$ -	\$ (23,596.25)	\$ -	\$ -	\$ -	\$ (52,177.50)	\$ -	\$ (345,048.10)
Cash Balance - Ending	\$ 1,127,005.45	\$ 1,128,714.68	\$ 1,074,559.88	\$ 1,067,551.68	\$ 864,816.98	\$ 865,977.73	\$ 843,575.14	\$ 844,745.12	\$ 845,841.13	\$ 847,052.10	\$ 795,978.82	\$ 795,978.82	

SOUTHWEST DELAWARE COUNTY MUNICIPAL AUTHORITY

Analysis of Collections on Accounts Receivable

For Period of January 1, 2023 - January 31, 2024

	<u>1/31/2023</u>	<u>4/30/2023</u>	<u>7/31/2023</u>	<u>10/31/2023</u>	<u>1/31/2024</u>
ACCOUNTS RECEIVABLE BALANCES BY TYPE					
Accounts Receivable - Sewer (Res, Comm, Ind)	\$ 1,619,922.57	\$ 1,813,458.35	\$ 1,734,931.52	\$ 1,714,460.35	
Accounts Receivable - Township	\$ 109,697.57	\$ -	\$ 111,518.86	\$ -	
Accounts Receivable - Pretreatment	\$ 25,020.00	\$ 10,777.50	\$ 6,635.00	\$ 6,335.00	
Accounts Receivable - Northwest Assessment	\$ 74,930.41	\$ 70,780.87	\$ 71,428.96	\$ 71,614.20	
Total Accounts Receivable	\$ 1,829,570.55	\$ 1,895,016.72	\$ 1,924,514.34	\$ 1,792,409.55	\$ -
ACCOUNTS RECEIVABLE COLLECTIONS					
Feb, Mar, Apr	\$ 1,522,913.05				
May, Jun, Jul		\$ 1,610,788.94			
Aug, Sep, Oct			\$ 1,742,203.10		
Nov, Dec, Jan				\$ 1,211,324.50	
Collection % per Billing Period	83%	85%	91%	68%	#DIV/0!
DELINQUENT NOTICES					
	2022 Q4	2023 Q1	2023 Q2	2023 Q3	
Date Delinquent Notices Mailed	3/8/2023	6/8/2023	9/8/2023	12/7/2023	
Total Number of Accounts Billed	7,561	7,565	7,569	7,572	
Total Number of Delinquent Accounts	1,687	1,679	1,654	1,712	
Total Number of Delinquent Notices Mailed	1,602	1,568	1,571	1,611	
Current Delinquent Charges	\$ 392,967.56	\$ 316,688.64	\$ 319,434.63	\$ 330,282.46	
Past Delinquent Charges	\$ 416,940.96	\$ 383,301.00	\$ 378,600.83	\$ 368,442.97	
Total Delinquent Charges	\$ 809,908.52	\$ 699,989.64	\$ 698,035.46	\$ 698,725.43	
Penalty Charges	\$ 33,071.86	\$ 29,149.16	\$ 29,821.02	\$ 30,347.53	
Interest Charges	\$ 8,463.88	\$ 7,697.85	\$ 7,073.80	\$ 7,241.48	
Total Late Fees Charged	\$ 41,535.74	\$ 36,847.01	\$ 36,894.82	\$ 37,589.01	


SOUTHWEST DELAWARE COUNTY MUNICIPAL AUTHORITY

S&T/IWSB Operating and Customer Deposits Accounts - Analysis Current Year to Prior Year

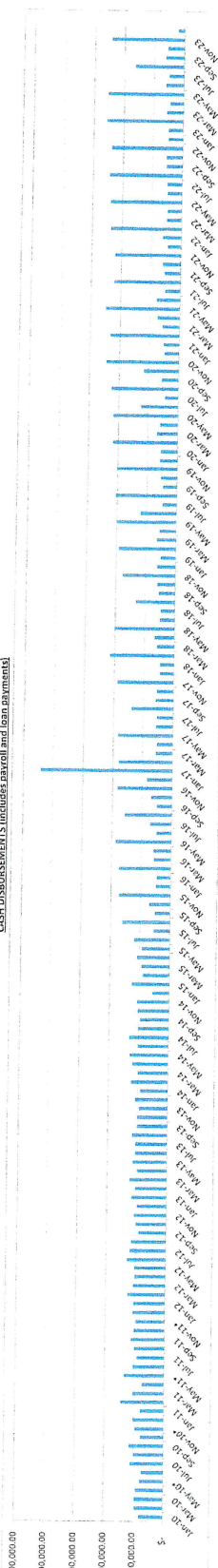
For Period of September 2023 to September 2022

	<u>Nov-23*</u>	<u>Nov-22*</u>	<u>Variance</u>
Cash Balance - Beginning			
Customer Deposits Account	\$ 259,138.62	\$ 84,584.29	\$ 174,554.33
Developer's Escrow Account	\$ 580,552.92		\$ 580,552.92
Operating Account	\$ 25,195.48	\$ (14,807.47)	\$ 40,002.95
Total Cash Balance - Beginning	\$ 864,887.02	\$ 69,776.82	\$ 795,110.20
Cash Receipts			
Accounts Receivable Collections	\$ 1,059,837.28	\$ 1,034,460.61	\$ 25,376.67
New Connection Fees			\$ -
Conveyance Fees			\$ -
Escrow - Delinquent Customer Accounts			\$ -
Escrow - Engineering	\$ 3,500.00		\$ 3,500.00
Escrow - Developer's Projects			\$ -
Sale of Property and Easement Conveyance			\$ -
Insurance Claim Reimbursement			\$ -
Utility Reimbursement/PA One Call Refund		\$ 385.80	\$ (385.80)
Interest Income	\$ 22.73	\$ 14.88	\$ 7.85
Deferred Income			\$ -
Grant Funds			\$ -
COBRA Payment			\$ -
Misc Income - 941 Refund, Insurance Class Action Settlement			\$ -
Total Cash Receipts	\$ 1,063,360.01	\$ 1,034,861.29	\$ 28,498.72
Cash Disbursements			
Payroll (net payroll, taxes and processing fee)	\$ 26,536.70	\$ 20,681.64	\$ 5,855.06
2017 Sewer Note	\$ 103,261.26	\$ 106,290.92	\$ (3,029.66)
MTSA Note Payable			
Sales - Credits Refunded	\$ 25.00	\$ 683.16	\$ (658.16)
Return of Customer Escrow			\$ -
Refund of Engineering Escrow			\$ -
Refund of Developer's Escrow			\$ -
Capital Improvements	\$ 11,227.50		\$ 11,227.50
Prepaid Insurance/Expenses	\$ 11,598.00		\$ 11,598.00
Insurance Expense	\$ 3,537.00	\$ 3,469.00	\$ 68.00
Escrow Release - Engineering Fees	\$ 1,190.00	\$ 4,769.00	\$ (3,579.00)
Cost of Goods Sold	\$ 957,638.30	\$ 935,280.31	\$ 22,357.99
Plant			\$ -
Collections	\$ 82,482.68	\$ 93,589.79	\$ (11,107.11)
Maintenance			\$ -
Administration	\$ 25,859.96	\$ 33,536.42	\$ (7,676.46)
Total Cash Disbursements	\$ 1,223,356.40	\$ 1,198,300.24	\$ 25,056.16
Account Transfers			
Account Transfers Received	\$ 1,127,177.50	\$ 1,119,000.00	\$ 8,177.50
Account Transfers Sent	\$ (972,000.00)	\$ (818,000.00)	\$ (154,000.00)
Total Account Transfers (difference to MMA #2)	\$ 155,177.50	\$ 301,000.00	\$ (145,822.50)
Cash Balance - Ending	\$ 860,068.13	\$ 207,337.87	\$ 652,730.26

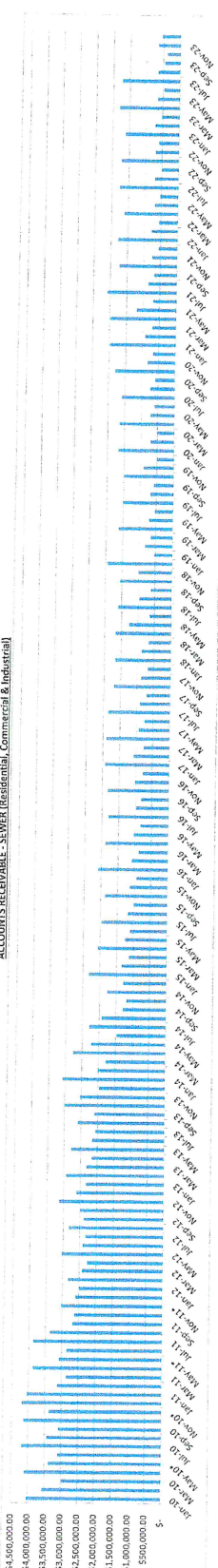
CASH COLLECTIONS - ACCOUNTS RECEIVABLE SEWER - All Customers




CASH DISBURSEMENTS (includes payroll and loan payments)



ACCOUNTS RECEIVABLE - SEWER (Residential, Commercial & Industrial)




CASH BALANCES - ALL SBT ACCOUNTS



SOUTHWEST DELAWARE COUNTY MUNICIPAL AUTHORITY
For Period 1/1/20-12/31/23

ACCOUNTS RECEIVABLE BALANCE - PANDEMIC



QUARTERLY BILLING (included in A/R Total)

1/31/2020	\$ 1,444,443.76
4/30/2020	\$ 1,400,000.00
7/31/2020	\$ 1,400,000.00
10/31/2020	\$ 1,400,000.00
1/31/2021	\$ 1,477,094.97
4/30/2021	\$ 1,400,000.00
7/31/2021	\$ 1,400,000.00
10/31/2021	\$ 1,501,188.79
1/31/2022	\$ 1,500,668.22
4/30/2022	\$ 1,497,388.59
7/31/2022	\$ 1,500,000.00
10/31/2022	\$ 1,500,000.00
1/31/2023	\$ 1,500,000.00
4/30/2023	\$ 1,545,774.78
7/31/2023	\$ 1,510,000.00
10/31/2023	\$ 1,574,140.00

